

REGIONAL REVIEW

Cancer Epidemiology and Control in North-East Asia - Past, Present and Future

Ne Long¹, Malcolm Moore^{1,2}, Wanqing Chen³, Gao Chao-Ming⁴, Mei-Shu Lai⁵, Tetsuya Mizoue⁶, Dondov Oyunchimeg⁷, Sohee Park⁸, Hai-Rim Shin⁸, Kazuo Tajima⁹, Keun-Young Yoo¹⁰, Tomotaka Sobue²

Abstract

China, Mongolia, Korea and Japan constitute North-East Asia. For reasons of largely shared ethnicity and culture, with various degrees of mixed Chinese and Altaic elements, as well as geographical contiguity, they can be usefully grouped together for studies of chronic disease prevalence and particularly cancer. The fact of problems shared in common, with increasing disease rates, underlines the necessity for a coordinated approach to research and development of control measures. To provide a knowledge base, the present review of cancer registration and epidemiology data was conducted. The most frequent cancers in males of North-East Asia are in the lung, liver and stomach, with considerable geographical and temporal variation in their respective prevalences. However, colorectal cancer is also of increasing importance. In females the breast, together with the lung in China, the liver in Mongolia and the stomach in Korea and Japan, are most frequent. Variation in risk factors depends to a large extent on the local level of economic development but overall the countries of the region face similar challenges in achieving effective cancer control.

Asian Pacific J Cancer Prev, 10, 107-148

Introduction

China, Mongolia, Korea and Japan constitute North-East Asia with a population in excess of 1,700 million. They share a great deal in terms of culture and this is reflected to some extent in the prevalent types of non-communicable disease, including cancer. Naturally, they also present socioeconomic diversity and this allows pointers to be gained into etiological factors. The present review concerns cancer registration findings, available at the International Agency for Cancer Research Descriptive Epidemiology group website (www-dep.iarc.fr), and published information on epidemiology of the disease, accessible through PubMed.

Cancer Registration in North-East Asia

The population-based cancer registries included in Cancer Incidence in Five Continents (CI5) are listed in Table 1 and members of the International Association for Cancer Registries within the region are shown in Figure 1. Since there a national registry only exists for Korea, data from Globocan 2002 have been used for comparison purposes to generate percentages of all cancers accounted for by the five most frequent tumours, shown in Figure 2.

In China, a national survey of cancer mortality for the

period of 1973-1975 was organized by the Chinese Ministry of Public Health hospitals and cancer institutes were established nationwide (Wang, 2001). The Shanghai and Hong Kong Cancer Registries were established in the 1960's, and have been reporting to CI5 since Vol IV (Foo et al., 2001). The Taiwan Cancer Registry was founded in

Table 1. Numbers of North-East Asian Registries in the Series of Nine Volumes of CIV

Volume	I	II	III	IV	V	VI	VII	VIII	IX
Chinese									
Beijing/Changle/Cixian/Taiwan/Wuhan								1	
Guangzhou/Nangang District, Harbin									1
Hong Kong				1	1	1	1	1	1
Jiashan								1	1
Qidong						1	1	1	
Shanghai				1	1	1	1	1	1
Tianjin					1	1	1	1	
Koreans									
Busan/Daegu/Seoul								1	1
Daejeon/Gwangju/Inchon/Ulsan/Jejudo									1
Kangwa							1	1	
Japanese									
Aichi/Fukui									1
Hiroshima					1	1	1	1	1
Miyagi	1	1	1	1	1	1	1	1	1
Nagasaki				1	1	1	1	1	
Osaka			1	1	1	1	1	1	1
Saga						1	1	1	
Yamagata						1	1	1	1

¹UICC-ARO, *apocpcontrol@yahoo.com ²National Cancer Center, Tokyo, ³National Office for Cancer Prevention and Control, Beijing, ⁴Jiangsu province Institute of Cancer Research, Nanjing, ⁵Taiwan Cancer Registry, College of Public Health, National Taiwan University, Taipei, ⁶International Medical Center of Japan, Tokyo, ⁷Cancer Registry, National Cancer Center, Ulanbataar, ⁸Korea Central Cancer Registry, National Cancer Center, Goyang/Seoul, ⁹Aichi Cancer Center, Nagoya, ¹⁰Seoul National University, Seoul

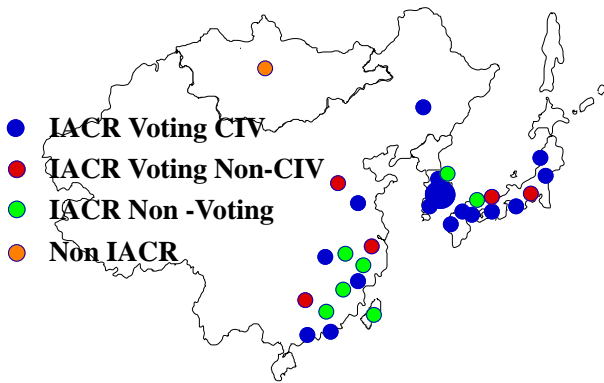


Figure 1. Cancer Registries in North-East Asia

1979 (You et al., 2001). Now a total of six registries are reporting to CI5 and there are 13 Voting and 10 non-Voting Chinese members of IACR. First data for Shanghai were published by Jin et al (1993) and subsequently cancer incidences across the country (Yang et al., 2005) and for Shanghai (Jin et al., 1999), Qidong (Chen et al., 2006; 2007), Guangzhou (Cao et al., 2008) and Tianjin (Song et al., 2008) have appeared. Mortality in Beijing was the subject of another report (Wang et al., 1995).

In 1971, cancer registration was introduced on a

national basis in Mongolia, using a system modeled upon that developed in the Soviet Union and featuring notification of all newly diagnosed cancer cases by oncology clinics located in the provincial hospitals (Munkhtaivan et al., 2001). There are no data published in peer-review journals and there is no IACR member.

Cancer registration was started in Korea in 1980 with financial support of the World Health Organization (Ahn, 2001). Subsequently, the Ministry of Health and Welfare compelled all the university and training hospitals to join the Korean Central cancer Registry program. Now there is a very comprehensive nationwide program (Ahn, 2007; Shin 2008), with nine registries reporting to CI5 and 10 IACR members, 8 Voting and 2 Associate. First population-based data were published in 1995 (Kim et al., 1995) and nationwide incidence rates for 1999-2001 were first published in 2005 (Shin et al, 2005). Research data are available for trends in incidence (Chung et al, 2007; Jo et al, 2007; Shin et al., 2008), survival rates (Lee et al, 2007; Jung et al., 2007; Yang and Bae, 2007; Kim et al., 2008) and influence of income (Kim et al., 2008).

In Japan, the first survey of cancer incidence, in Miyagi prefecture, was conducted in 1951-1953 by Segi and his colleagues. Population-based cancer registries were first

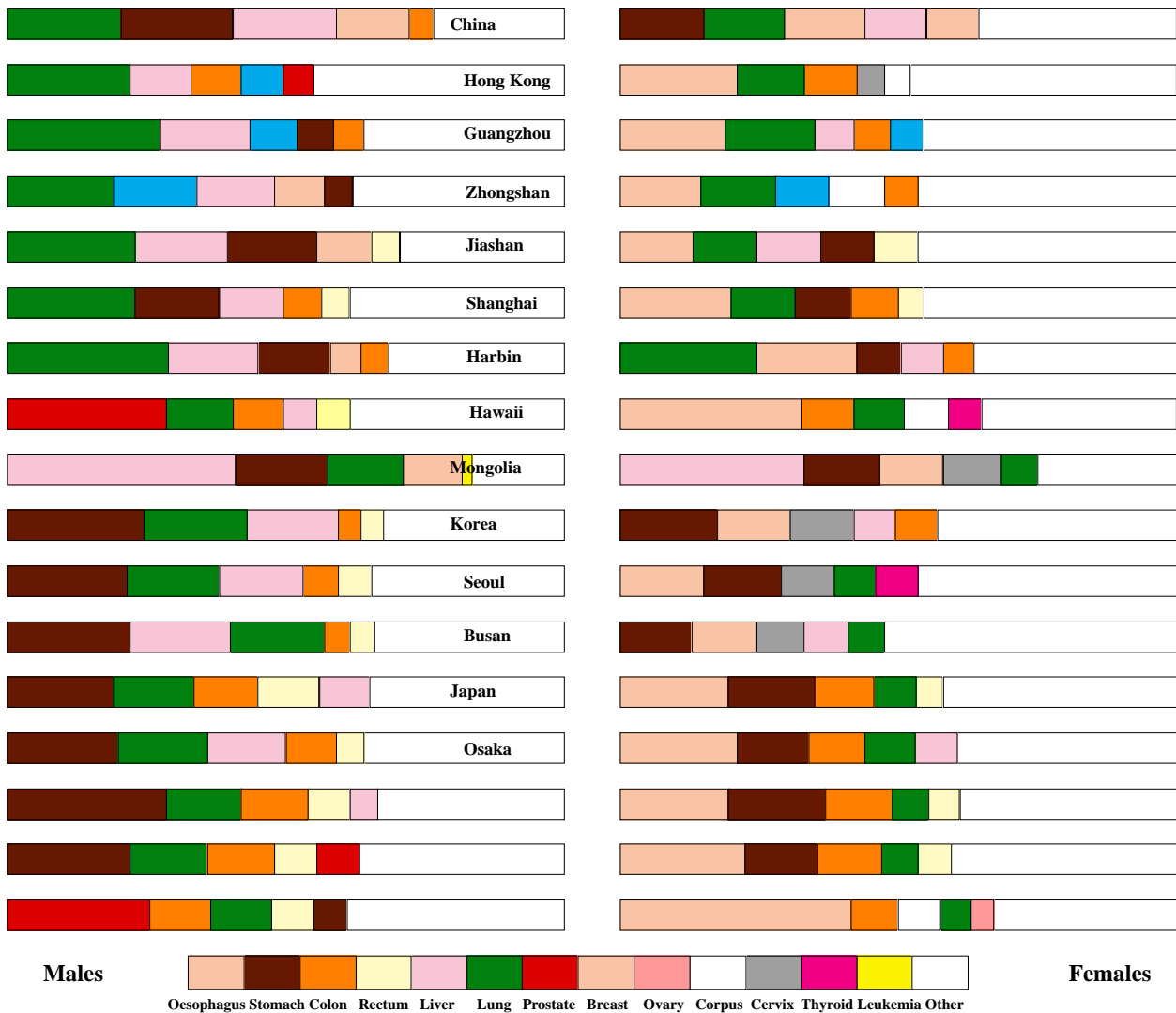


Figure 2. Percentage Data for the Five Most Prevalent Cancers in Populations of North-East Asia. Country data are from Globocan 2002 and individual registry data from Curado et al., 2007

Table 2. Population-based Cancer Incidences/100,000 for North-East Asians - Males*

	HK [#]	Chinese						Korea		Japan			
		Zhong	Jiashang	Shanghai	Harbin	Taiwan	Hawaii	Seoul	Pusan	Osaka	Yama	Miyagi	Hawaii
Lip	0.1	0.1	0.1	0.6	0.1	0.7	0.1	0.1	0.0	0.0	0.1	0.1	0.0
Tongue	1.7	1.9	0.6	0.6	0.5	5.1	2.2	1.0	1.0	1.6	1.5	1.5	3.0
Mouth	1.6	1.3	0.6	0.8	0.4	9.3	1.5	1.4	1.3	1.4	1.2	1.3	1.2
Nasopharynx	17.8	26.9	4.0	4.1	1.3	13.6	9.9	1.1	0.8	0.5	0.4	0.5	0.6
Hypopharynx	1.4	0.8	0.5	0.2	0.3	-	2.1	1.2	1.0	1.5	1.1	1.4	1.7
Oesophagus	9.5	16.5	20.2	9.2	10.3	7.9	5.4	7.1	8.1	10.8	13.0	15.4	6.0
Stomach	14.7	9.4	32.1	34.1	24.8	18.6	4.6	63.7	59.9	51.3	79.4	65.8	17.2
Colon	23.8	8.5	9.8	15.8	9.4	15.1	21.6	18.7	12.7	23.6	33.9	36.0	31.9
Rectum	7.0	8.7	10.7	11.2	8.6	13.7	11.4	17.4	12.6	13.5	21.7	22.4	21.8
Liver	29.5	25.7	33.8	25.9	30.3	51.9	13.9	44.1	49.8	35.6	14.3	16.4	8.5
Gallbladder	2.9	4.4	2.2	3.2	2.1	2.6	1.2	8.0	9.3	5.7	8.4	6.9	2.4
Pancreas	4.5	2.6	7.1	7.5	7.5	4.7	8.2	8.7	7.7	9.3	9.9	10.1	7.8
Larynx	4.4	5.1	1.1	2.8	3.8	3.5	3.1	4.7	4.9	2.4	2.9	3.3	3.2
Trachea, lung	57.9	34.0	46.7	51.5	55.5	38.2	28.6	49.7	46.2	43.3	38.2	40.6	31.0
Penis	0.2	0.6	0.9	0.3	0.3	0.5	0.0	0.2	0.2	0.1	0.2	0.3	0.2
Prostate	15.0	2.2	1.4	6.9	2.1	11.9	69.1	12.7	7.3	11.3	13.4	22.0	74.2
Kidney	3.3	1.8	1.6	4.8	3.2	5.7	6.2	5.6	4.9	3.9	3.4	6.6	8.4
Bladder	10.9	5.0	5.9	8.1	6.2	8.9	7.5	11.0	10.2	7.9	7.4	10.6	13.0
Brain	3.4	1.9	4.0	5.7	5.6	3.8	1.7	3.5	3.0	2.5	2.4	2.7	3.2
Thyroid	2.2	0.9	1.0	1.4	0.7	1.5	1.6	2.5	2.2	1.3	1.5	2.0	1.8
Non-Hodgkin	8.1	4.3	3.4	5.5	3.1	5.8	13.9	6.8	4.5	6.2	5.7	7.4	11.1
Leukemia	5.5	4.8	3.1	3.6	2.7	4.9	5.9	5.2	4.6	5.7	4.0	4.9	8.7
Total	265	181	205	226	194	250	239	298	274	256	281	302	286

*Data from Curado et al, 2007, except for Taiwan, Parkin et al., 2002; [#]Hong Kong; Zhong, Zhongshan; Yama, Yamagata**Table 3. Population-based Cancer Incidence/100,000 Data for North-East Asians - Females***

	HK [#]	China						Korea		Japan			
		Zhong	Jiashang	Shanghai	Harbin	Taiwan	Hawaii	Seoul	Pusan	Osaka	Yama	Miyagi	Hawaii
Lip	0.1	0.1	0.0	0.0	0.1	0.1	0.3	0.0	0.0	0.0	0.0	0.0	0.1
Tongue	1.0	0.6	0.2	0.5	0.2	0.9	1.2	0.5	0.4	0.7	0.7	0.8	1.2
Mouth	0.7	0.4	0.1	0.6	0.4	1.1	0.3	0.6	0.5	0.7	0.4	0.6	0.5
Nasopharynx	6.7	10.1	1.3	1.5	0.5	3.6	1.1	0.3	0.3	0.1	0.1	0.1	0.2
Hypopharynx	0.1	0.0	0.2	0.0	0.0	-	0.0	0.1	0.1	0.1	0.3	0.2	0.0
Oesophagus	1.7	1.9	4.8	3.0	1.7	0.8	0.0	0.6	0.7	1.7	1.6	2.2	0.7
Stomach	7.3	4.2	10.6	17.2	11.6	10.9	4.1	27.1	23.9	19.8	31.3	24.2	7.2
Colon	18.9	6.5	8.7	14.6	7.8	12.9	17.3	11.5	7.8	15.0	21.1	21.5	22.0
Rectum	4.2	6.0	9.2	8.3	6.8	10.6	4.8	9.7	7.4	6.5	10.2	10.9	9.8
Liver	7.3	5.0	12.6	8.3	10.3	19.4	3.9	13.0	14.9	11.2	5.9	5.6	3.5
Gallbladder	2.8	2.4	3.4	5.1	2.0	2.7	1.3	6.3	7.4	4.7	6.0	5.2	1.5
Pancreas	3.1	1.4	5.4	5.3	5.1	3.5	5.0	5.0	3.8	5.4	5.1	6.3	8.3
Larynx	0.3	0.3	0.2	0.2	0.7	0.3	0.1	0.4	0.6	0.2	0.1	0.2	0.4
Trachea, lung	23.4	14.8	13.0	19.9	34.6	17.9	16.7	14.4	12.2	13.9	11.7	12.5	13.7
Breast	41.3	15.4	14.7	35.2	25.7	31.3	59.5	28.8	21.2	32.0	35.3	42.5	107.5
Ovary	2.9	4.1	3.7	7.1	5.2	5.7	5.6	5.9	5.1	5.3	6.2	7.0	10.3
Corpus uteri	8.8	10.8	1.0	6.0	2.8	4.3	13.1	3.5	2.4	3.3	5.5	5.9	19.6
Cervix uteri	9.8	3.5	2.4	2.8	3.0	24.9	4.7	17.8	15.3	5.6	6.8	6.0	5.2
Kidney	1.7	0.6	0.6	2.4	1.9	4.9	2.3	2.2	2.1	1.5	1.9	2.5	3.5
Bladder	2.8	0.9	1.0	2.0	1.8	4.2	1.7	2.1	1.7	1.7	2.0	2.6	2.3
Brain	2.2	1.5	3.6	6.2	4.7	2.8	1.9	3.0	2.1	2.0	1.8	1.8	3.2
Thyroid	7.2	3.0	1.5	4.7	1.2	6.1	11.7	14.1	8.5	3.2	8.0	9.2	6.8
Non-Hodgkin	5.3	2.5	1.6	3.5	1.9	4.5	7.5	4.2	3.2	3.8	3.7	5.2	7.6
Leukemia	4.1	3.3	2.4	3.5	1.5	3.9	4.0	3.8	2.8	3.3	2.9	3.4	6.3
Total	196	108	175	141	105	195	182	191	183	152	179	189	256

*Data from Curado et al, 2007, except for Taiwan, Parkin et al., 2002; [#]Hong Kong; Zhong, Zhongshan; Yama, Yamagata

established in Hiroshima city in 1957 and in Nagasaki city in 1958 for studying the long-term effects of atomic bomb

radiation. In 1959 the Miyagi Tumor Registry was started and cancer registration schemes as part of prefectural

cancer control programs were first provided in 1962 by the Health Departments of Aichi Prefecture and of Osaka Prefecture. Subsequently, this type of cancer registry has gradually spread throughout in Japan (Oshima et al., 2001). Japanese registries have been reporting to CI5 since the inception and there are now data from 7 included. Japan has 10 Voting and 3 non-Voting members of IACR.

In 1975, the Research Group for Population-based Cancer Registration in Japan was organized (Research Group for Population-based Cancer Registration in Japan, 2000) and as of 2007, there were population-based cancer registries in 35 of Japan's 47 prefectures and in one city. The Japanese Association of Cancer Registries (JACR) was organized in 1992 (Okamoto, 2008). To improve completeness of incidence data in Japan, establishment of hospital-based cancer registries at designated cancer-care hospitals across the country is now underway (Sobue, 2008).

The first population-based data were published in 1979 (Fujimoto et al., 1979). Cancer incidences have been detailed for the country (Tsukuma et al., 2005; Tabata et al., 2008) and for individual registries, like Aichi (Ito et al., 2004) and Miyagi (Nishino et al., 2004). Papers have appeared on variability in cancer incidence rates across registries (Murata et al., 2008; Moore et al., 2005b), data quality (Ajiki et al., 1998; Mori et al., 2005), projected cancer prevalence (Tabata et al., 2008) and mortality and survival (Kaneko et al., 2003; Nomura et al., 2006). Cancer data for Hiroshima and Nagasaki atomic bomb survivors have also been reported (Mabuchi et al., 1994).

There is considerable variation in the most important cancers among registries within North-East Asia (see Figure 2). For a glimpse of the possible future, data for Hawaii Chinese and Japanese populations are also included. Given the evident trends, the adenocarcinomas will continue to increase, with a major increment in prostate and breast cancer, while the relative importance of lung, stomach and liver should become reduced. Population-based data are summarized in Tables 2 and 3.

Organ Specific Epidemiology

Skin Cancer

Melanoma incidences are very low across the region. There is also a sparsity of literature, basically limited to




Figure 3. Male Oral Cancer Incidences/100,000 (Globocan, 2002; Ferlay et al., 2004)

the link with arsenicosis in Taiwan (Ling and Liao, 2007) and inorganic arsenic in cooked hikiji in Japan (Nakamura et al., 2008), a report of very slight increase in melanoma incidences in Japanese females in the past (Tanaka et al., 1999), sun as a risk factor even in the non-sensitive Japanese (Araki et al., 1999), and increasing risk of eyelid basal cell carcinoma in Taiwan (Lin et al., 2006).

Oral Cancer

Cancer of the oral cavity is relatively rare in most of the region (see Figure 3), with little variation over time, although the islands of Taiwan and Hainan are clear exceptions because of the prevalence of betel chewing (Ho et al., 2002; Lin et al., 2005). Tobacco might also be playing a role and synergistic effects of variant genotypes of DNA repair enzymes with smoking have been noted in Taiwan (Bau et al., 2007). Betel quid chewing habits, however, seem to carry differing risk between geographic areas, since both Hainan and Hunan have high incidence of chewers while lesions are much more prevalent in the former (Zhang and Reichart, 2007). The Epstein-Barr virus appears to be a risk factor for oral cancer in Okinawa (Higa et al., 2002). Generally the risk factors are carcinogenic effects of cigarette smoking and alcohol (Ide et al., 2008). Coffee consumption has been associated with a lowered risk (Naganuma et al., 2008) but no clear inverse association with green tea consumption was observed in another relatively recent study (Ide et al., 2007).

Given the relatively low prevalence rates, there has been little interest in screening, although a satisfactory participation rate could be obtained in Japan for oral mucosal screening when this was coupled with a general health screen conducted at the same visit (Nagao et al., 2000).

Oesophageal Cancer

Oesophageal cancer is very prevalent in China and Mongolia, with relatively high levels also found in Korea and Japan (see Figure 4). Females have very much lower rates than males. There has been a striking decrease in oesophageal cancer over the past decades in Chinese populations (Ke, 2002), but not in Japan (see Figure 5). In Cixian, mountainous areas have shown a declining trend in incidence while in the plain areas it remained steady, but in both cases mortality rate demonstrated a significant

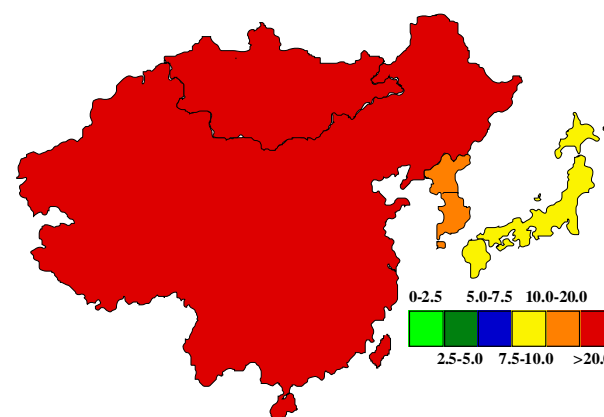


Figure 4. Male Oesophageal Cancer Incidences/100,000 (Globocan, 2002; Ferlay et al., 2004)




Figure 5. Oesophageal Cancer Incidences/100,000 over Time (Waterhouse et al., 1982; Muir et al., 1987; Parkin et al., 1992; 1997; 2002; Curado et al., 2007)

decrease from 1969 to 2002 (He et al., 2006). Mortality has also decreased in Linzhou (Sun et al., 2007). The steady decrease in Hong Kong observed for both males and females was in line with the increased intakes of fresh vegetables and decreased alcohol drinking, tobacco smoking, and preserved food consumption observed in the population (Tse et al., 2007). Esophageal adenocarcinoma also declined among both males and females, even more than for esophageal squamous cell carcinoma, so that the relative ratio decreased (Yee et al., 2007).

While the vast majority of esophageal cancers in the region are of squamous type (SCC), the adenocarcinoma (AC) accounts for up to 10%, with a slightly greater proportions in females than in males in most registries (see Table 4).

The two most important etiological factors in North-East Asia appear to be alcohol and smoking (Tran et al., 2005; Liu et al., 2006; Wang et al., 2007; Fan et al., 2008), as evidenced also by combined effects with relevant polymorphisms, for example the GSTM1 null genotype with tobacco use (Gao et al., 2002; Lu et al., 2006) and

Table 4. Oesophageal Cancer Histopathology: SCC-AC Percentages

	Male			Female		
	SCC	AC	Ratio	SCC	AC	Ratio
Guangzhou	84.1	3.6	23.4:1	82.4	1.2	68.7:1
Hong Kong	89.1	5.0	17.8:1	83.2	6.8	12.2:1
Jiashan	93.4	6.1	15.3:1	91.5	6.8	13.4:1
Shanghai	18.7	1.7	11.0:1	16.9	2.0	8.4:1
Zhongshan	73.4	2.8	26.2:1	73.7	5.3	13.9:1
Busan	93.5	2.9	32.2:1	72.9	5.0	14.6:1
Daegu	89.5	4.7	19.0:1	83.2	6.8	12.2:1
Daejeon	90.3	2.4	37.6:1	83.2	6.8	12.2:1
Gwangju	91.2	3.2	28.5:1	83.2	6.8	12.2:1
Incheon	89.4	5.1	17.6:1	83.2	6.8	12.2:1
Jejudo	90.0	2.5	36.0:1	72.9	5.0	14.6:1
Seoul	92.7	3.4	27.3:1	85.6	14.6	5.9:1
Ulsan	91.2	7.4	12.3:1	72.9	5.0	14.6:1
Aichi	88.4	6.8	13.0:1	87.5	8.3	10.5:1
Fukui	92.3	2.3	40.0:1	86.0	6.0	14.3:1
Hiroshima	94.8	1.7	55.8:1	93.9	2.0	47.0:1
Miyagi	91.3	3.2	28.5:1	91.2	1.9	48.0:1
Nagasaki	93.1	2.3	40.5:1	93.3	1.9	49.0:1
Osaka	88.4	4.1	21.6:1	86.7	3.9	22.2:1
Yamagata	90.7	4.9	18.5:1	86.0	10.5	8.2:1

*Incidence data from Curado et al., 2007

ADH/ALDH and MTHFR polymorphisms with ethanol exposure (Gao et al., 2004b; Cai et al., 2006; Jiang et al., 2006; Yang et al., 2007; Guo et al., 2008b). In smokers there may be links with ALDH2*1/*2 (Yokoyama et al., 2006) and thymidylate kinase (Gao et al., 2004a). A role for DNA repair has been suggested and the XPA23 polymorphism may be a useful marker for identifying susceptible individuals (Guo et al., 2008). Genetic variants in TGFB1 and TGFB2 may modulate the risk (Jin et al., 2008). Geographic variation of the associations between smoking, alcohol drinking and risk may exist, despite a similar prevalence of these risk factors (Wu et al., 2006).

This is presumably linked to other risk factors for esophageal SCCs, including poverty and drinking water other than from a tap, and extremes of salt intake in China (Xibin et al., 2003). Diet or well water may be contaminated with nitrosamines (Lin et al., 2002; Zhang et al., 2003). In fact, high-risk areas of EC in China are mostly drought-prone, relatively low altitude areas (Wu and Li, 2007; Wu et al., 2008). Consuming acrid food, fatty meat, moldy food, salted and pickled vegetables, eating fast, introverted personality, passive smoking, a family history of cancer, esophageal lesion, and infection with *Helicobacter pylori* were all found to be significant risk factors in Huaia (Wang et al., 2006). Salted fish, particularly together with smoking, may further contribute (Ke et al., 2002).

Increased consumption of vegetables, fruits, seafood, tea and milk were found to be protective against the development of esophageal cancer (Takezaki et al., 2001; Gao et al., 2002; Fan et al., 2008). Frequent vegetable and garlic consumption appears to contribute to low mortality rates for esophageal and stomach cancers in a low-epidemic area, counteracting similar exposure levels of risk factors like pickled vegetables salty fish, leftover grueland broiled meat as in the high-epidemic area (Takezaki et al., 2003). Green tea drinking protects in women (Wang et al., 2007). So does a high body mass index (BMI), while demonstrating a positive association with adenocarcinoma (Smith et al., 2008). Higher serum 25(OH)D concentrations were associated with significantly increased risk of ESCC in men (Chen et al., 2008a). Hiatal hernia, linked to body size, in combination with other reflux conditions and symptoms, is associated strongly with the risk of esophageal adenocarcinoma (Wu et al 2003).

A number of studies have focused on possible links with HPV, infection being high in esophageal carcinomas of Henan emigrants, local residents and patients in Hubei Cancer Hospital (Yao et al., 2006). Viruses were also found in 30% of Kazakh esophageal cancer patients (Lu et al., 2008) and in 65% of cases in Gansu, where the incidence is high, as compared to 6% in Shandong, a low incidence area, although copy number was also low (Shuyama et al., 2007). However, studies in Linxian, China, did not provide support for a major role of HPV 16, HPV 18 and HPV 73 in the etiology of esophageal cancers (Guo et al., 2006; Kamangar et al., 2006).

Health risk appraisal models may provide an important approach to early intervention strategies to control esophageal SCC in Japanese men (Yokoyama et al., 2008)

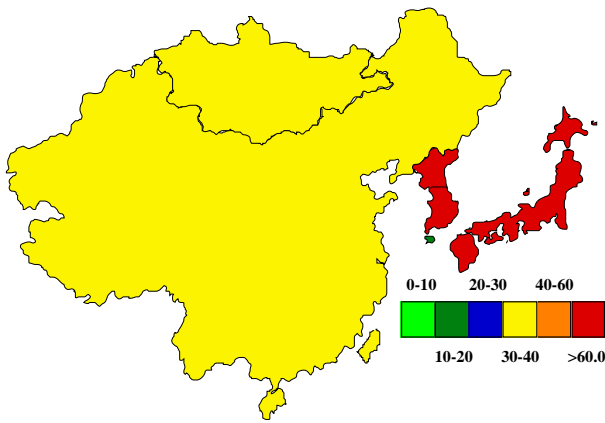


Figure 6. Male Stomach Cancer Incidences/100,000 (Globocan, 2002; Ferlay et al., 2004)

Flushing in response to alcohol may be used in large-scale epidemiological studies as a surrogate marker of ALDH2 genotype to predict individual cancer risk (Yokoyama et al., 2003). While a mechanical balloon for detection of oesophageal cancer in high risk areas has long been advocated, the accuracy is too low for a primary screening test (Pan et al., 2008).

Stomach Cancer

Stomach cancer continues to be a major problem in Japan and Korea, with relatively high incidences also in China (as in Jiashang and Shanghai) and Mongolia (see Figure 6). Gradual decrease has been observed in some registries (see Figure 7) with a declining trend for mortality from gastric cancer in Linzhou (Sun et al., 2007) and both incidence and mortality in Zhaoyuan County (Wang et al., 2007) and Changle (Tian and Chen, 2006). Mortality and incidence ratios have also demonstrated downward trends in Tianjin (Dai et al., 2008; Song et al., 2008).

For risk factor assessment it is clearly important to take into account the site within the stomach. Thus different factors appearing to impact to different extents in the cardia and antrum (Inoue et al., 1999; 2000; 2002; Sasazuki et al., 2002). *Helicobacter pylori* influence is generally considered greatest in the antrum (Machida-Montani et al., 2004), where atrophic changes occur (Tatemichi et al., 2008). With the bacteria it is the cagA-positive strains causing gastritis that are most important (Nobuta et al., 2004; Gwack et al., 2006). Korean and Japanese gastritis




Figure 7. Gastric Cancer Incidences/100,000 over Time (Globocan, 2002) (Waterhouse et al., 1982; Muir et al., 1987; Parkin et al., 1992; 1997; 2002; Curado et al., 2007)

is reported to be characterized by more male- and antrum-predominant acute foveolitis (Lee et al., 2005). Major contributions for inflammation are further evidenced by findings for polymorphisms in interleukin genes (Lu et al., 2005; Wu et al., 2008). A close relationship between *H. pylori* infection and intestinal metaplasia and gastric cancer has been hypothesized (Kim et al., 2008)

Other factors include high dietary salt intake, for example from Miso soup (Machida-Montani et al., 2004), fish sauce (Cai et al., 2000) or Kimchi and soybean pastes (Nan et al., 2005), which may interact with *Helicobacter pylori* infection (Kurosawa et al., 2006; Shikata et al., 2006). Distinct increase as the nitrate:antioxidant vitamin consumption ratio increases may be related to this (Kim et al., 2007). The reason why a western-style breakfast protected in one study in Japan (Tokui et al., 2005) but not in another (Masaki et al., 2003) might be linked with relative salt intake.

Cigarette smoking is also associated with increased risk (Huang et al., 2004; Fujino et al., 2005; You et al., 2005; Yun et al., 2005; Nishino et al., 2006; Kim et al., 2007; Shikata et al., 2008). It has been argued that the observed sex dependence may be due to tobacco (Sasazuki et al., 2008). Both differentiated and non-differentiated histologic subtypes were affected in one study (Koizumi et al., 2004), but only the differentiated type of distal gastric cancer (Sasazuki et al., 2002) or the diffuse-type (Suzuki et al., 2007) in others. However, in China it was reported that cardia and upper-third gastric cancers are more strongly related to smoking status than distal gastric cancer (Sung et al., 2007). A link with carcinogen exposure is in line with findings for polymorphisms of DNA repair enzymes (Dong et al., 2008).

Epidemiologic evidence for an association between alcohol drinking and gastric cancer risk in Japan has been concluded to be insufficient due to the methodological quality of studies (Shimazu et al., 2008). However, strong associations with MTHFD variants have been documented (Shen et al., 2005; Wang et al., 2007) and folate may be protective (Weng et al., 2006). Genetic polymorphisms of the E-cadherin promoter also play a role in China (Zhang et al. 2008), as do CYP2E1, GSTT1, GSTP1, GSTM1, ALDH2, and ornithine decarboxylase (You et al., 2005).

Low serum cholesterol levels are an independent risk factor (Asano et al., 2008) and a high BMI at age 20 years is associated with an increased risk of death from stomach cancer (Tanaka et al., 2007). A high body weight may be especially important for middle third and nondifferentiated cancers (Inoue et al., 2002). Diabetes has been linked with stomach cancer among women (Inoue et al., 2006; Kuriki et al., 2007), but decreased risk in males has been reported (Khan et al., 2006). Serum glucose levels may (Jung et al., 2008) or may not (Jun et al., 2006) demonstrate an association, but it is a possible cofactor increasing the risk posed by *Helicobacter pylori* infection (Yamagata et al., 2005). Functional variants of insulin-like growth factor-binding protein-3 might be important markers for susceptibility (Chen et al., 2008b). General socioeconomic status is a complicating factor (Tran et al., 2005).

Protective influences include intake of fruits and vegetables, as well as frequent physical exercise

(Kobayashi et al., 2002; Huang et al., 2004; Nan et al., 2005; Setiawan et al., 2005). Those who have very low plasma levels of alpha-carotene and beta-carotene are at a higher risk of gastric cancer (Persson et al., 2008b). Fish and soybean products appear beneficial (Ito et al., 2003), and the erythrocyte composition of n-3 fatty acids was found to be negatively linked to risk (Kuriki et al., 2007). Ginseng intake might be a factor (Kamangar et al., 2007). With green tea, no clear evidence of a role in the prevention was noted in case control or meta-analyses of cohort studies (Koizumi et al., 2003; Zhou et al., 2008; Myung et al., 2009), but protective effects have been documented with modification by susceptibility genes (Mu et al., 2005) and it may be that only the distal portion is protected (Sasazuki et al., 2004). No association was found between serum 25(OH)-vitamin D and risk (Chen et al., 2008a).

Another possible explanation for the sex dependence is hormonal. Multiparity appears to confer a protective tendency on gastric cancer mortality, although this result is inconsistent with reports from elsewhere (Kaneko et al., 2003). Although early estrogen exposure may have some protective effect (Freedman et al., 2007; Persson et al., 2008a), female reproductive factors may have no substantial influence on gastric cancer development (Persson et al., 2008a).

Gastric cancer screening or factors associated with it are linked with lower mortality from gastric cancer (Lee et al., 2006; Miyamoto et al., 2007). Although stomach cancer screening is effective it is often underutilized, as for example in Korea (Hahm et al., 2008). Arguments have been made for use of *Helicobacter pylori* (Yokoyama et al., 2007; Yanaoka et al., 2008; Yeh et al., 2009) or low CagA IgG titer (Suzuki et al., 2007; Yokoyama et al., 2007) to identify high-risk groups. Alternatively, elevated serum pepsinogen levels can be applied (Yanaoka et al., 2008), subjects with severe atrophic gastritis needing regular examination regardless of infection (Sasazuki et al., 2006).

Colorectal Cancer

Cancers of the colon and rectum are particularly frequent in Japan but less common in China and Korea and rare in Mongolia, for the present (see Figure 8). Over the last 30 years there has been a continued increase in both sites in tandem in many registries, with a tendency for a plateau more recently (see Figures 9 and 10).

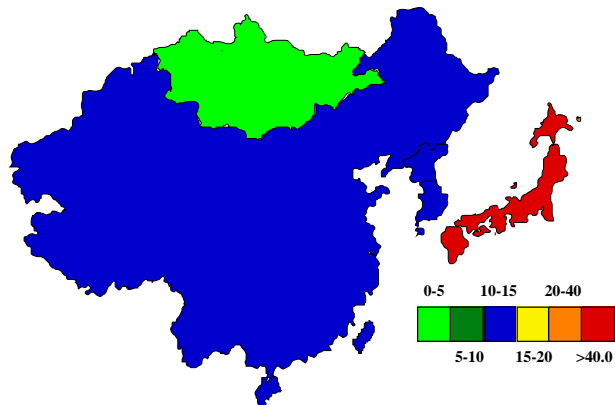


Figure 8. Male Colorectal Cancer Incidences/100,000 (Globocan, 2002; Ferlay et al., 2004)

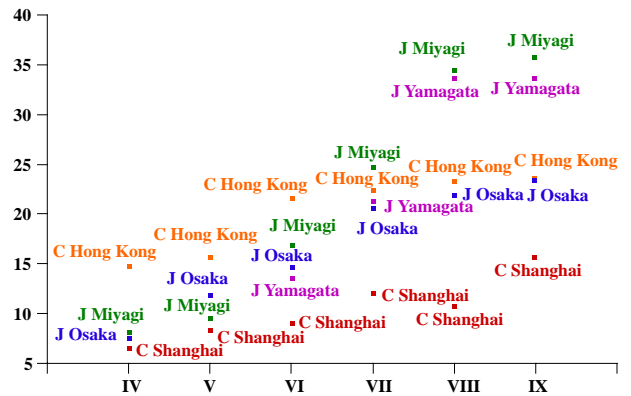


Figure 9. Male Colon Cancer Incidences/100,000 over Time (Waterhouse et al., 1982; Muir et al., 1987; Parkin et al., 1992; 1997; 2002; Curado et al., 2007)

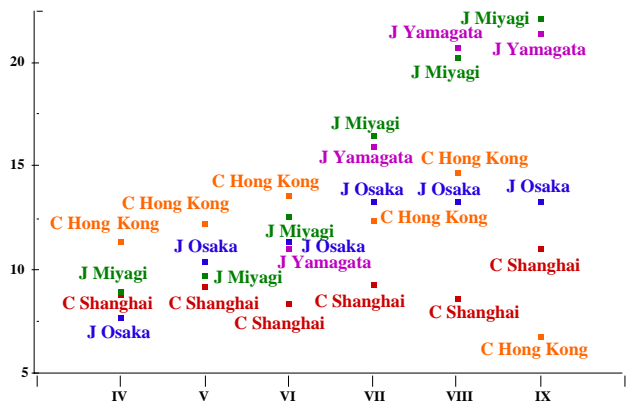


Figure 10. Male Rectal Cancer Incidences/100,000 over Time (Waterhouse et al., 1982; Muir et al., 1987; Parkin et al., 1992; 1997; 2002; Curado et al., 2007)

Improved diagnostic procedures with the spread of cancer screening might be responsible for some effects (Minami et al., 2006). With economic development there appears to be an increase in the colon to rectum ratios, these being particularly high in Hong Kong and consistently greater

Table 5. Colorectal Cancer*: Colon/Rectum Ratios

	Male			Female		
	Colon	Rectum	Ratio	Colon	Rectum	Ratio
Guangzhou	14.0	11.1	1.3:1	10.9	6.8	1.6:1
Hong Kong	23.8	7.0	3.4:1	18.9	4.2	4.5:1
Jiashan	9.8	10.7	0.9:1	8.7	9.0	1.0:1
Shanghai	15.8	11.2	1.4:1	14.6	8.3	1.8:1
Zhongshan	8.5	8.7	1.0:1	6.5	6.0	1.1:1
Busan	12.7	12.6	1.0:1	7.8	7.4	1.1:1
Daegu	13.5	15.2	0.9:1	9.1	8.9	1.0:1
Daejeon	16.7	17.7	0.9:1	8.8	9.8	0.9:1
Gwangju	14.6	12.6	1.2:1	8.9	8.5	1.0:1
Incheon	15.5	15.4	1.0:1	9.8	8.7	1.1:1
Jejudo	11.2	10.7	1.0:1	6.9	7.0	1.0:1
Seoul	18.7	17.4	1.1:1	11.5	9.7	1.2:1
Ulsan	14.8	12.1	1.2:1	9.9	8.6	1.2:1
Aichi	24.9	16.0	1.6:1	18.1	8.4	2.2:1
Fukui	27.2	16.9	1.6:1	19.6	8.2	2.4:1
Hiroshima	32.1	22.3	1.4:1	21.9	10.6	2.1:1
Miyagi	36.0	22.4	1.6:1	21.5	10.9	2.0:1
Nagasaki	27.2	19.5	1.4:1	17.1	10.0	1.7:1
Osaka	23.6	13.5	1.7:1	15.0	6.5	2.3:1
Yamagata	33.9	21.7	1.6:1	21.1	10.2	2.1:1

*Incidence data from Curado et al., 2007

in Japanese than otherwise in Chinese or Koreans, and more so in females than males (see Table 5). An increasing proportion of ascending and transverse colon cancer has been reported in China (Li and Gu, 2005) and a proximal shift has been noted in China (Fengju et al., 2005) and Japan (Takada et al., 2002). In Korea changes in the colon-to-rectal ratio may mainly be due to an increase in left-sided colon cancer (Kim et al., 2002). Dietary risk factors appear to considerably differ between colon and rectal cancers (Wakai et al., 2006) and division may also be necessary for subsites within the colon (Moore et al., 2005). Colon cancer appears more closely associated than rectal cancer with environmental factors leading to obesity, and this association is more pronounced in men than in women (Nakaji et al., 2003). Rectal lesions in contrast appear more linked to alcohol consumption and tobacco smoking (World Cancer Research Fund, 1997; Shimizu et al., 2003; Toyomura et al., 2004; Mizoue et al., 2006).

Diet is clearly the major influence, although the inherent diversity makes drawing simple conclusions very difficult. For example both traditional Japanese and the Western dietary patterns have been found to be positively associated with colon cancer risk in females (Kim et al., 2005). However, the amount consumed overall may be a prime factor since there have been reports of association between BMI and adenomatous colonic polyps in Korean men (Lee et al., 2008; Lee et al., 2007) and colon cancer risk in men (Honjo et al., 1995; Shimizu et al., 2003), as well as obesity and excessive weight gain with risk of colon cancer death in Japanese women but not men (Tamakoshi et al., 2004b). Among women, the risk may be modified by menopause status, possibly through altered endogenous oestrogen levels (Hou et al., 2006). In Japan, Kono has argued that temporal change in fat and meat intake coincided with the incidence of colon cancer approximately 20 years later (Kono, 2004). Using a similar approach, Kuriki et al (2004) showed that colon cancer among Japanese might be closely associated with the increment in type II diabetes, reflecting westernization of food intake. Supportive evidence with regard to sigmoid colon adenomas was earlier provided by Kono et al (1998). The period of hyperinsulinemia which occurs prior to onset of diabetes could be an important risk factor (for reviews see Moore et al., 1998; Mori et al., 2000). In both Japan and Korea also the metabolic syndrome was found to be associated with colorectal adenoma, with abdominal obesity as an important risk factor (Morita et al., 2005; Kim et al., 2007). Higher plasma C-peptide may indicate a subsequent risk of colorectal cancer in Japanese men (Otani et al., 2006; 2007), although high serum CRP levels were not associated in the JACC Study (Ito et al., 2005). Sub-site distribution must be taken into account since serum insulin levels appear to best correlate with the presence of adenoma and hyperplastic polyps in the proximal colon (Yoshida et al., 2006). Findings of preventive potential for exercise (Hou et al., 2004; Isomura et al., 2006; Lee et al., 2007b) are in line with a role for the metabolic syndrome. However, it is not clear which sites are most affected, colon but not rectal being reported in one study (Takahashi et al., 2007) and all but the proximal colon in another (Isomura et al., 2006)

Fat intake was a risk factor in another study (Tokudome et al., 2000) and an ecological study showed positively associations with fat and oil intake in China (Yang et al., 2002). "Fat-bile acids" and "deficiency of dietary fibres" were reported to contribute to colon cancer etiology in Jiashan county (Wang et al., 2001) and increases in dietary fat and protein consumption may be behind the rising colon cancer rates in Shanghai (You et al., 2002). While no significant association between total meat consumption and the risk of any sub-site of colorectal cancer has been found (Sato et al., 2006; Kimura et al., 2007), meat effects may depend on metabolism of oxidized low-density lipoprotein and long-chain fatty acids (Kuriki et al., 2005). Increase in risk has been noted with processed meat (Oba et al., 2006) and dried/salted fish (Yang et al., 2003).

Association with plant protein consumption is generally inverse, as is also the case for carbohydrate and cereals/fibre (Hoshiyama et al., 2000; Yang et al., 2002; Mizoue et al., 2005; Wakai et al., 2007), although again with inconsistencies (Nakaji et al., 2001; Sato et al., 2005). This is also the case for dietary fibre. For example a prospective study in Japan reported an inverse association between fibre intake and colon cancer risk (Wakai et al., 2007), but another group did not find any dose dependent risk reduction (Otani et al., 2006). It has been argued that drastic reduction in cereals is one of the most important dietary factors determining the risk of colon cancer in Japan (Kono and Anh, 2000) and at the country level, we can also see a good inverse correlation with consumption of cereals (Tajima et al., 2002). Frequent raw/cooked fish intake may decrease the risk (Yang et al., 2003; Kimura et al., 2007) and has been related to PUFAs in erythrocyte membranes (Kuriki et al., 2006). Coffee consumption may lower the risk among Japanese women (Oba et al., 2006; Lee et al., 2007a), although not associated with the incidence in the general population in Japan (Naganuma et al., 2007). An inverse association with regular tea drinking was observed for both colon and rectal cancers in China (Yang et al., 2007) and green tea extract proved to be an effective supplement for the chemoprevention of metachronous colorectal adenomas (Shimizu et al., 2008), but other authors have noted no link between green tea and colorectal cancer (Nagano et al., 2001; Suzuki et al., 2005). Calcium and vitamin D may prevent colorectal carcinogenesis (Mizoue et al., 2008).

Data for smoking and alcohol are inconsistent. In China, they were not found to be risk factors for colorectal cancers in Shanghai, except with heavy heavy smokers for rectal and drinkers for colon (Ji et al., 2002). Similar findings were published for Jiashan County (Chen et al., 2006) and no smoking influence was concluded for Japan (Wakai et al., 2003). However, in Hong Kong associations between alcohol and colorectal and cigarette smoking and rectal cancer risk were reported (Ho et al., 2004) and the proportion of colorectal cancer attributable to alcohol consumption or smoking in Japan was estimated to be 46% (Otani et al., 2003). Alcohol associations have indeed been reaffirmed (Wakai et al., 2005; Otani et al., 2003; Mizoue et al., 2008). Significant increase in risk was noted for cancer of the distal colon and rectum, but not the proximal colon, in one case (Akhter et al., 2007). In another

investigation, male ex- or current drinkers demonstrated a two-fold risk for colon cancer compared with nondrinkers, whereas a link with the rectum was considered less likely (Mizoue et al., 2006). While a folate-rich status was not found to be preventive in Japan, this may have been due to an insufficient number of folate-deficient subjects (Otani et al., 2008). In China, adequate folate intake showed an inverse association with the risk of colon cancer, linked with MTHFR polymorphisms (Jiang et al., 2005; Cao et al., 2008). Protection by the MTHFR 677TT genotype was also noted in Japan (Yinet al., 2004). Polymorphisms of the ADH2 and ALDH2 genes are additionally significantly associated with risk in China (Gao et al., 2008). Gene-environmental interactions between the CYP2E1 polymorphism and smoking or alcohol drinking may further exist for colorectal neoplasia (Gao et al., 2007; Morita et al., 2008).

There are a number of other assorted factors. For example, constipation or laxative use increases the risk of colon cancer (Kojima et al., 2004; Watanabe et al., 2004) and drinking well water was identified as playing a role in China, especially for rectal cancer (Chen et al., 2005). Atrophic gastritis may increase the risk of rectal cancer (Machida-Montani et al., 2007). Reproductive history may be of interest, and colon risk was found to be increased in Chinese women who used oral contraceptives for over 3 years (Rosenblatt et al., 2004). A weak benefit of soy foods was found for women in Japan (Oba et al., 2007) but intake of isoflavones, miso soup, and soy food was without substantial influence in a more recent study of Japanese men and women (Akhter et al., 2008).

The fecal occult blood test for screening in Japan is associated with a major reduction in mortality from the disease (Lee et al., 2007c), although participation and compliance are low (Saito, 2006). In China, it has been concluded that standard FOBT plus colonoscopy is the best approach (Li et al., 2007), although immuno FOBT is more sensitive and cost effective (Li et al., 2006). Screening virtual colonoscopy is a satisfactory alternative for the detection of polyps greater than 10 mm (Wong et al., 2002) and is now attracting increasing interest (Iinuma, 2008).

Liver Cancer

Liver cancer is a major problem in Mongolia and China

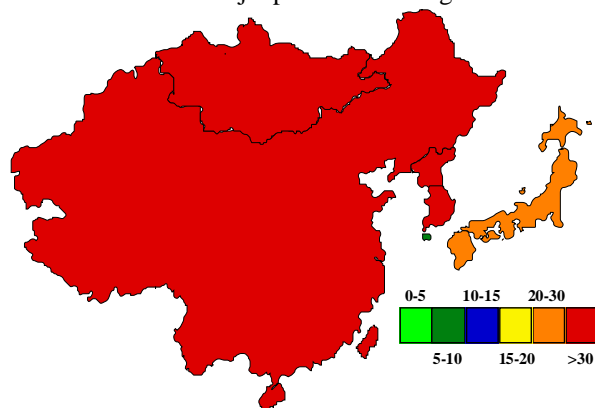


Figure 11. Male Liver Cancer Incidences/100,000 (Globocan, 2002; Ferlay et al., 2004)

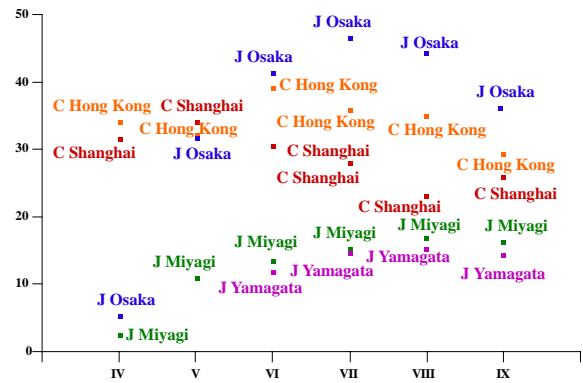


Figure 12. Male Liver Cancer Incidences/100,000 over Time (Waterhouse et al., 1982; Muir et al., 1987; Parkin et al., 1992; 1997; 2002; Curado et al., 2007)

and to lesser extents in Korea and Japan (see Figure 14). In both males and females by far the highest liver cancer incidence rates in Asia have been reported in Mongolia, presumably linked to a very high prevalence of both hepatitis B and C (Munkhtaivan et al., 2001). Rates are now generally decreasing in registries having long-term data (see Figure 15), with downward trends reported particularly in Tianjin (Hao et al., 2003) and Osaka, mainly because of decreased HCV-related tumours in the latter case (Tanaka et al., 2008). Hepatocellular carcinomas (HCCs) predominate in the majority of registries, but there may also be relatively high levels of cholangiocellular carcinomas (CCC), especially in Korean females (see Table 6).

In China, HBV appears to be the prime causal agent (Yu et al., 2002), being virtually ubiquitous in HCC patients, while HCV co-infection is present in about 10% of cases (Gao et al., 2005). High HBV DNA levels, particularly of subgenotype Ce, play important roles (Chan et al., 2008), but aflatoxin B (1) may also be involved (Li et al., 2001; Luo et al., 2005). Modest levels of exposure

Table 6. Liver Cancer Histopathology: HCC-CCC Percentages

	Male			Female		
	HCC	CCC	Ratio	HCC	CCC	Ratio
Guangzhou	92.1	2.1	43.9:1	86.3	3.4	25.4:1
Hong Kong	88.7	7.4	12.0:1	66.9	22.8	2.9:1
Jiashan	78.4	19.3	4.1:1	86.2	13.8	6.2:1
Shanghai	11.4	3.7	3.1:1	10.2	10.2	1.0:1
Zhongsan	47.9	3.1	15.5:1	37.3	13.4	2.8:1
Busan	67.7	21.9	3.1:1	46.2	39.7	1.2:1
Daegu	77.3	16.1	4.8:1	59.4	24.4	2.4:1
Daejeon	65.0	20.2	3.2:1	46.1	33.7	1.4:1
Gwangju	64.7	24.7	2.6:1	45.1	29.6	1.5:1
Incheon	64.7	22.9	2.8:1	47.0	39.5	1.2:1
Jejudo	74.4	18.3	4.1:1	45.2	32.3	1.4:1
Seoul	70.4	20.0	3.5:1	51.1	35.0	1.5:1
Ulsan	71.8	19.1	3.8:1	65.4	25.0	2.6:1
Aichi	90.8	7.9	11.5:1	83.6	14.2	5.9:1
Fukui	85.4	14.6	5.8:1	77.6	18.4	4.2:1
Hiroshima	90.2	7.5	12.0:1	85.7	11.5	7.5:1
Miyagi	80.6	12.3	6.6:1	64.2	21.9	2.9:1
Nagasaki	84.2	11.4	7.4:1	69.6	29.5	2.4:1
Osaka	94.4	4.8	19.7:1	90.5	8.4	10.8:1
Yamagata	76.7	14.5	5.3:1	61.7	23.4	2.6:1

*Incidence data from Curado et al., 2007

may triple the risk HBV-infected men (Ming et al., 2002). Although a HCV monoinfection pattern predominates in Mongolia (Kurbanov et al., 2007), co-infection with HBV and HDV has stronger associations with HCC development at younger age (Oyunsuren et al., 2006a). HBV and HCV are both independent risk factors for Korean HCCs (Shin et al., 1996). In Japanese, HCCs are also largely due to HCV, especially in birth cohorts around 1931-1935 (Tanaka et al. 2002; Mizokami and Tanaka, 2005; Tsukuma et al., 2005), but different HBV genotypes are also involved in many cases (Orito and Mizokami, 2003; Ohishi et al., 2008). Interactions of phenotype with the genotype have been suggested (Heneghan et al., 2003).

Additional factors are habitual alcohol drinking, betel quid chewing and cigarette smoking in Taiwan (Tsai et al., 2001; Wang et al., 2003) and tobacco Japan, the latter particularly for late stage HCC development (Hara et al., 2008), and heavy alcohol consumption and tobacco in Korea (Jee et al., 2004) and Japan (Luo et al., 2005; Ohishi et al., 2008; Tanaka et al., 2008). The MTHFR 677 C/T genotype is associated with an increased risk of primary liver cancer in a Chinese population (Mu et al., 2007). It has been estimated that tobacco is currently responsible for about 50,000 liver cancer deaths each year in China, chiefly among men with chronic HBV infection (Chen et al., 2003).

Obesity is also associated with HCC (Qian and Fan, 2005; Ohishi et al., 2008) and risk in patients with chronic hepatitis C increases in proportion to BMI (Ohki et al., 2008). Furthermore, diabetes mellitus is associated with increased hepatocellular carcinoma risk (Ohishi et al., 2008), mortality being greatly elevated with impaired glucose tolerance (Khan et al., 2006). A high level of serum glucose has been found to increase liver cancer risk independently of hepatitis infection and drinking history in Koreans (Gwack et al., 2007). A sex hormone involvement is suggested by influence of a genetic polymorphism in estrogen receptor 1 (Zhai et al., 2006). A recent metaanalysis also showed a positive association between *H. pylori* infection and the risk of HCC (Xuan et al., 2008).

At the same time, an inverse association between vegetable consumption and the risk of death from liver cancer has been reported (Pham et al., 2006) and coffee may be protective (Inoue et al., 2005; Kurozawa et al., 2005; Shimazu et al., 2005; Tanaka et al., 2007; Ohishi et al., 2008). Dietary items rich in protein, especially fresh fish, might similarly be beneficial (Yu et al., 2002) and consumption of miso soup and other soya foods may also reduce risk (Sharp et al., 2005). On the other hand, intake of eggs is significantly associated with increased HCC-associated mortality in men (Kurozawa et al., 2004).

For prevention, vaccination of children is very effective (Chang et al., 2000), but even in adulthood it may reduce the likelihood of malignancy (Lee et al., 1998). In high risk cases, screening is also feasible. Testing for HCV and HBV began in 2002 in Japan, and consequent reduction of HCC is anticipated (Kiyosawa et al., 2004). High viral load is the major risk factor and effected individuals should be carefully monitored (Evans et al., 1998; Ohata et al., 2004). The anti-HCV titer may also be useful for mass

screening (Hara et al., 2001) and α -fetoprotein serum levels are now employed for early detection and diagnosis in Mongolia (Oyunsuren et al., 2006b). However, in China, while screening with this marker resulted in earlier diagnosis of liver cancer, the gain in lead time did not result in any overall reduction in mortality, because therapy for the patients found by screening was ineffective (Chen et al., 2003).

Intrahepatic cholangiocellular carcinoma is associated with HBV infection and hepatolithiasis in China (Zhou et al., 2008). HCV-related cirrhosis is also a major risk factor for primary CCCs in Japanese patients (Kobayashi et al., 2000). In Shanghai, an HBV endemic area, chronic HBV infection was further linked with a 2.4-fold risk of extrahepatic bile duct cancer (Hsing et al., 2008). In addition, the parasite *Clonorchis sinensis* in stools and heavy drinking were earlier associated with the risk in Korea (Shin et al., 1996).

Gallbladder Cancer

Gallbladder cancer is relatively rare throughout the region from Cancer Incidence in Five Continents data, the cancer not being separately covered in Globocan 2002. In Japan, rates now may be decreasing, with much higher incidences in traditional Yamagata than in Osaka (see Figure 13), this interestingly mirroring the situation with the proportion of CCs in the liver (see Table 6). Gallbladder cancer is also relatively frequent in Koreans, who feature cholangiocellular lesions as over one third of the total liver cancers.

Regarding risk factors, cholelithiasis is associated with both gallbladder and extrahepatic bile duct cancer, while obesity may increase the risk of the latter only (Ishiguro et al., 2008). In Taiwan, individuals with lower serum high-density lipoprotein level, diabetes and glucose intolerance are at high risk for developing gallstone disease (Chen et al., 1999) and also polyps (Chen et al., 1997). There are indications of roles for genetic variants involved in the regulation of obesity-related insulin sensitivity (Chang et al., 2008) and lipid metabolism (Andreotti et al., 2008). Aspirin use has been associated with a reduced risk (Liu et al., 2005), an inverse relationship also being reported for tea consumption (Zhang et al., 2006).

Most gallbladder cancer in Shanghai could be

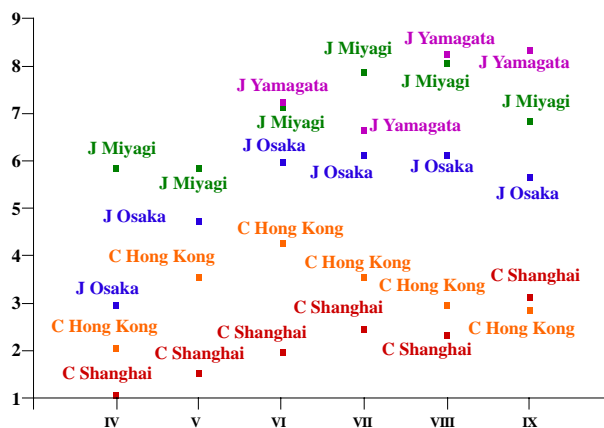


Figure 13. Male Gallbladder Cancer Incidences/100,000 over Time (Waterhouse et al., 1982; Muir et al., 1987; Parkin et al., 1992; 1997; 2002; Curado et al., 2007)

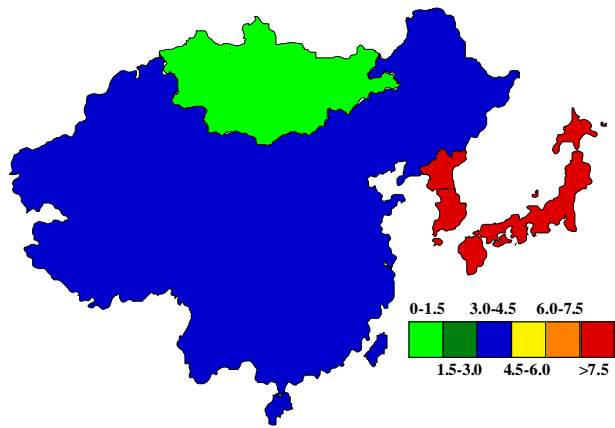


Figure 14. Male Pancreatic Cancer Incidences/100,000 (Globocan, 2002; Ferlay et al., 2004)

attributed to gallstones (Hsing et al., 2007) and variants in genes that influence inflammatory responses may predispose to both gallstones and biliary tract cancer (Hsing et al., 2008). In a prospective study in Japan, constipation and a history of hepatic disease were further found to elevate the risk of gallbladder cancer death (Yagyu et al., 2004). Alcohol and cigarette smoking may be etiological factors (Yagyu et al., 2008) and MGMT gene variants may alter susceptibility (Zhang et al., 2008). Base excision repair genes may further have an influence (Huang et al., 2008).

Pancreatic Cancer

Japan and Korea are both high incidence countries for pancreatic cancer, and equivalent rates are seen in some of the Chinese registries, although rates overall are intermediate (see Figure 14). Mongolia has a low level of the disease. Rates appear to be steady in Japan but may be increasing elsewhere, like Shanghai (see Figure 15). In Taiwan, a steeply increasing trend was found between 1975 and 1984 for both sexes, and then again in 1987-88 (Lin and Lee, 1992).

The main risk factors are cigarette smoking and/or elevated fasting serum glucose or a history of diabetes in Korea (Yun et al., 2006), Japan (Lin et al., 2002a) and China (Luo et al., 2007b). Men who report a history of diabetes mellitus and women with a history of gallstone/cholecystitis are at significantly increased risk (Lin et al., 2002b). High serum levels of IGF-I and IGFBP-3 may

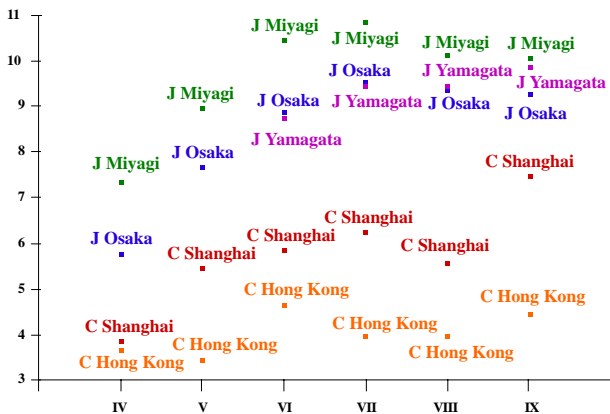


Figure 15. Male Pancreatic Cancer Incidences/100,000 over Time (Waterhouse et al., 1982; Muir et al., 1987; Parkin et al., 1992; 1997; 2002; Curado et al., 2007)

confer an increased risk of death from pancreatic cancer (Lin et al., 2004).

Folate-related enzyme polymorphisms appear to be genetic determinants (Wang et al., 2005), modifying the association with heavy alcohol consumption (Suzuki et al., 2008). No link has been found with total cholesterol, systolic blood pressure and body mass index in Korea (Oh et al., 2005; Berrington de Gonzalez et al., 2008), but BMI effects may differ according to sex and the period (Lin et al., 2007). Coffee may protect but not green tea (Luo et al., 2007a; Lin et al., 2008). There are no other clear links with diet reported except for high consumption of pickles perhaps increasing (Lin et al., 2006) and high vitamin C intake decreasing the risk of pancreatic cancer (Lin et al., 2005).

Pharyngeal and Laryngeal Cancer

Cancers of the pharynx and larynx are relatively infrequent in the region, with slightly higher rates in Korea (see Figure 16), except for the nasopharyngeal cancers (NPC) which are found in populations within southern China. While rates for laryngeal and NPC are decreasing in Hong Kong, generally there has been little change elsewhere. For example, the incidence of NPC does not appear to be decreasing in Sihui and Cangwu counties in southern China (Jia et al., 2006).

Cigarette smoking and alcohol drinking are well established as the major etiological influences on the oral cavity and pharynx (Ide et al., 2008). Alcohol may be a stronger risk factor for hypopharyngeal cancer than cigarette smoking (Takezaki et al., 2000), but tobacco ranks number one as risk factor in the larynx, with alcohol, insufficient intake of vegetable and fruits and air pollution as co-factors (Choi and Kahyo, 1991; Guo et al., 1995; Yun et al., 2005). Occupational exposure to asbestos and coal dust, and intake of salt-preserved meat and fish may also be important (Zheng et al., 1992).

DNA-repair gene expression may influence squamous cell carcinoma of the head and neck risk (Yang et al., 2005) and the GSTM1 null genotype is an important risk modifier for larynx cancer among Korean smokers (Hong et al., 2000). In line with roles for carcinogens, dietary antioxidant intake prevents head and neck squamous cell carcinoma in smokers and drinkers (Suzuki et al., 2006) and coffee consumption protects in the pharynx

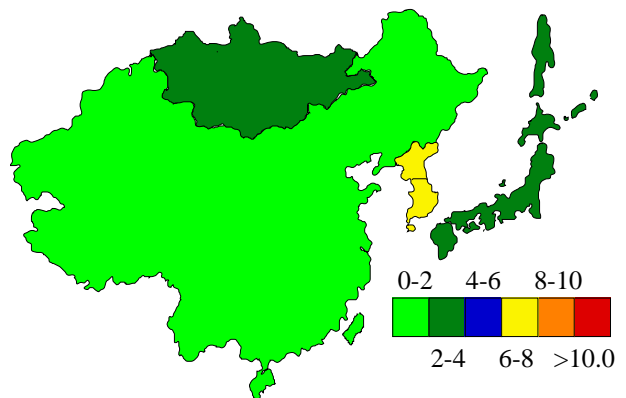


Figure 16. Male Laryngeal Cancer Incidences/100,000 (Globocan, 2002; Ferlay et al., 2004)

(Naganuma et al., 2008).

NPC tends to aggregate in Cantonese families in Guangdong Province (Jia et al., 2005) and a family history, higher education levels, salted fish and preserved vegetable intake, a history of chronic rhinitis are independent risk factors (Yuan et al., 2000a; Zou et al., 2000). Tobacco smoking and alcohol consumption, as well as exposure to high background radiation, were not significantly related to risk in one study (Zou et al., 2000), but other authors concluded that 12% of cases in Shanghai, China, were attributable to cigarettes (Yuan et al., 2000b). Occupational exposure to cotton dust, acids, and caustics, and work in dyeing and printing jobs in the textile industry may increase risk (Li et al., 2006) and the high prevalence in waiters/waitresses also points to an importance of indoor air quality (Yu et al., 2004). In contrast, high intake of oranges/tangerines was associated with a statistically significant reduction in risk (Yuan et al., 2000a). Roles for carcinogens are suggested by an influence of DNA repair (Cao et al., 2006; Yang et al., 2007) and for inflammation by a link with cytokines (Zhu et al., 2008).

Lung Cancer

Lung cancer continues to be a major problem (see Figure 17), although rates are not generally increasing and are falling in sites like Hong Kong (see Figure 18). This appears attributable to a decrease in squamous cell, small cell and large cell carcinoma, while the incidence of adenocarcinoma increased until 1988-1990 and then

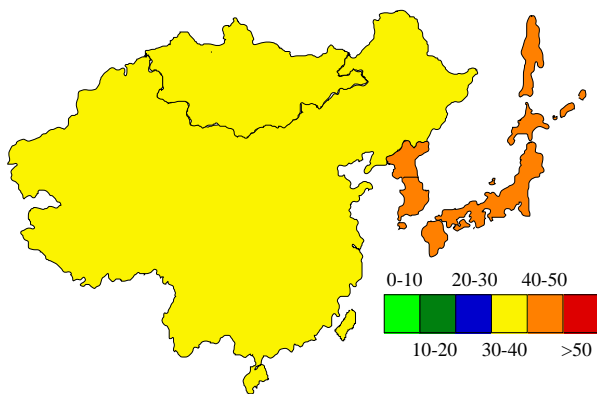


Figure 17. Male Lung Cancer Incidences/100,000 (Globocan, 2002; Ferlay et al., 2004)

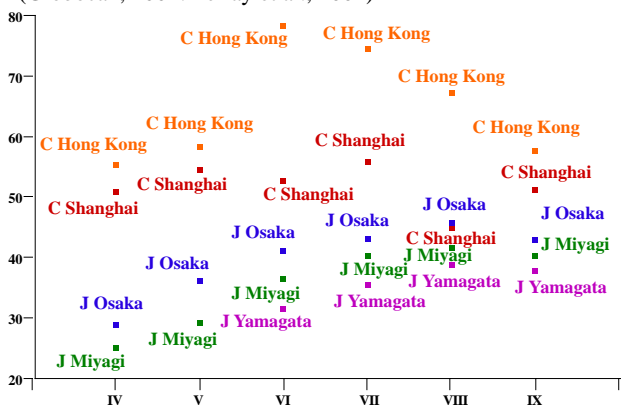


Figure 18. Male Lung Cancer Incidences/100,000 over Time(Waterhouse et al., 1982; Muir et al., 1987; Parkin et al., 1992; 1997; 2002; Curado et al., 2007)

Table 7. Lung Cancer Histopathology: SCC-AC Percentages

	Male			Female		
	SCC	AC	Ratio	SCC	AC	Ratio
Guangzhou	35.6	42.2	0.8:1	15.3	65.9	0.2:1
Hong Kong	25.6	36.1	0.7:1	9.7	60.7	0.2:1
Jiashan	51.3	40.5	1.3:1	20.3	72.9	0.3:1
Shanghai	7.6	8.0	1.0:1	2.9	14.2	0.2:1
Zhongshan	25.4	23.7	1.1:1	12.3	46.7	0.3:1
Busan	54.8	28.0	2.0:1	17.9	57.9	0.3:1
Daegu	47.7	25.9	1.8:1	20.0	58.1	0.3:1
Daejeon	44.3	26.7	1.7:1	19.1	57.9	0.3:1
Gwangju	49.3	24.9	2.0:1	16.3	56.8	0.3:1
Incheon	44.5	28.3	1.6:1	15.4	62.6	0.2:1
Jejudo	42.5	26.2	1.6:1	18.1	57.8	0.3:1
Seoul	41.8	30.2	1.4:1	15.0	62.0	0.2:1
Ulsan	40.7	24.4	1.7:1	21.9	52.1	0.4:1
Aichi	27.2	49.1	0.6:1	8.2	80.6	0.1:1
Fukui	34.8	42.8	0.8:1	8.9	76.8	0.1:1
Hiroshima	32.2	47.0	0.7:1	9.9	76.9	0.1:1
Miyagi	32.8	37.6	0.9:1	8.3	72.0	0.1:1
Nagasaki	30.7	42.9	0.7:1	8.0	75.4	0.1:1
Osaka	32.0	40.0	0.8:1	13.8	62.9	0.2:1
Yamagata	38.6	38.0	1.0:1	9.8	73.8	0.1:1

Data from Curado et al., 2007

stabilized (Au et al., 2004). In Hong Kong females, incidences increased steadily up to 1990, but thereafter, a downward trend was observed, an age-cohort model providing the best description of the data with domestic air pollution, poor nutrition and tobacco smoking as important risk factors (Chiu et al., 2004). A birth cohort effect has also been noted in Japan (Takahashi et al., 2001). In Tianjin a significant increasing trend of incidence rates of lung cancer was noted from 1981 to 1990, with little change thereafter (Chen et al., 2006). A tendency for decrease has been noted in Shanghai (Liao et al., 2007). However, the future is not clear and application of a Bayesian age-period-cohort model to the National Vital Statistics data from 1952 to 2001 suggested that the number of deaths due to lung cancer in Japan will double for men and women during the next 3 decades due to the aging of the baby-boomer generation, so that currently declining trends in some age groups will reverse (Kaneko et al., 2003). The situation is complicated by the shift to adenocarcinomas (Sobue et al., 1999), which are on the increase (Yoshimi et al., 2003), and possibly linked to air pollution in Korea (Hwang et al., 2007) and Taiwan (Liaw et al., 2008). Comparison of the ratios of SCCs to ACs is very revealing (see Table 7), Japanese being exceptional in having more of the latter, especially in females.

The major risk factor is male tobacco smoking (Tajima et al., 2000; Wakai et al., 2006; Bae et al., 2007), quitting bringing about reduction in risk (Lam et al., 2007) even in those over 65 (Wakai et al., 2007), although size of risk reduction may be disproportionately smaller than that expected from the reduced amount of cigarette consumption (Song et al., 2008). In one study risk elevation due to smoking was 12.7 and 17.5 fold for squamous cell carcinoma and small cell carcinoma, while for adenocarcinoma it was only 2.8 times (Sobue et al., 2002).

Furthermore, after cessation, change in odds ratios is much higher for SCC than AC (Sobue et al., 2002). Squamous cell carcinoma and small cell carcinoma were earlier 2.5-3.3 times higher in Osaka and Okinawa compared to Nagano, while adenocarcinomas were almost equal in the 3 areas (Sobue et al., 2000). However, in Korean men, cigarette smoking appears as important for adenocarcinoma as for squamous cell carcinoma (Yun et al., 2005). Furthermore, passive smoking is a risk factor for adenocarcinoma among Japanese women (Kiyohara et al., 2003; Kurahashi et al., 2008).

Data for poly-morphisms in carcinogen metabolising and DNA repair enzymes point to roles for tobacco carcinogens in both smokers (Park et al., 2002; Osawa et al., 2007; Yang et al., 2007; Shi et al., 2008; Ma et al., 2009) and non-smokers (Kiyohara et al., 2003; Chan-Yeung et al., 2004; Jung et al., 2006; Chen et al., 2009; Yin et al., 2009). The marked difference between Japan and USA lung cancer rates may be linked to higher efficiency of filters on Japanese cigarettes, lower levels of carcinogenic ingredients and lung-cancer-resistant hereditary factors among Japanese males (Marugame et al., 2004; Takahashi et al., 2008). In addition, smokers in Japan may initiate smoking at an older age and smoke fewer cigarettes per day for shorter durations (Marugame et al., 2005). One proposed reason for the shift towards ACs is a change in the type of cigarette smoked, but among subjects aged 65 years or more, there were no related differences in histological type, implying roles for other influences (Marugame et al., 2004).

Other risk factors may be chronic inflammation due to tuberculosis (Galeone et al., 2008; Engels et al., 2009) or damage due to coal (Tian et al., 2008) or cooking oil pollution (Yu et al., 2006; Li et al., 2008). Female restaurant workers have a greater oxidative stress response to cooking oil fumes than male restaurant workers, providing additional evidence of the link between lung cancer in Chinese women (Pan et al., 2008). It is further noteworthy that change to portable stove use has been linked with lower lung cancer mortality in rural Chinese (Hosgood et al., 2008). A meta-analysis confirmed an association between lung cancer and indoor air pollution in Chinese (Zhao et al., 2006) and long-term exposure was significantly associated with female lung cancer in 7 Korean metropolitan cities (Hwang et al., 2007). Findings for growth factor receptor and transcription factor polymorphisms are also in line with inflammation as a major etiological factor (Jang et al., 2005; Choi et al., 2007). However, carcinogens are also important, like inorganic arsenic and polycyclic hydrocarbons in Chinese miners and pottery workers (Chen et al., 2007). In high incidence Xuanwei, food contamination by environmental polycyclic aromatic hydrocarbons may contribute (Shen et al., 2008). A high prevalence of HPV in lung carcinomas has been reported in the central part of China (Wang et al., 2008).

As expected, fruit and raw vegetables may play an important role (Ho et al., 2006; Matsuo et al., 2008) especially in protecting smokers from lung cancer (Gao et al., 2002), although not all findings are consistent (Liu et al., 2004). Furthermore there is no evidence that green

tea consumption is preventive (Li et al., 2008). Cooked/raw fish consumption lowers the risk of adenocarcinoma (Takezaki et al., 2001; 2003).

Epidemiologic evidence on any association between alcohol drinking and lung cancer risk remains insufficient in terms of both the number and methodological quality of studies among the Japanese population (Wakai et al., 2007). Consumption was not found to be an independent risk factor in Japan (Nishino et al., 2006; Shimazu et al., 2008) or Korea (Bae et al., 2007). However, MTHFR genotypes might have a role especially among heavy smokers and drinkers (Suzuki et al., 2007). Regarding sex hormone influence, early age at menarche or late age at menopause significantly increased risk of lung cancer in one study (Liu et al., 2005) and later age at menopause, longer reproductive period, higher parity, and intrauterine device use were found associated with decreased risks in Shanghai women non-smokers (Weiss et al., 2008). Diabetes is a risk factor for lung cancer among women (Kuriki et al., 2007) and high fat consumption may increase the risk of lung cancer, especially that of adenocarcinoma in females (Ozasa et al., 2001). Paradoxically, adulthood BMI loss was found to significantly elevated the risk for lung cancer mortality among current smokers (Kondo et al., 2007).

Regarding control strategies, knowledge of smoking is largely associated with education, but opinions on tobacco control are dependent on both smoking status and education (Nishi et al., 2005). Assigning a high priority to tobacco control in municipal health promotion activities was found to be significantly associated with implementation of school tobacco-control policies (Kayaba et al., 2005). In Japan, lung cancer screening has been estimated to reduce mortality from lung cancer by approximately 60% (Tsukada et al., 2001), 41% (Nishii et al., 2001) and 46% (Sagawa et al., 2001). Targeting those with a family history might be recommended (Nitadori et al., 2006).

Kidney Cancer

Kidney carcinoma rates in the area are moderate (see Figure 19), although in Japan they are equivalent to those in Japanese in the US, and in the Hokkaido region particularly high (Marumo et al., 2001). Generally now a plateau in Miyagi and decrease in Osaka and Yamagata




Figure 19. Male Kidney Cancer Incidences/100,000 (Globocan, 2002; Ferlay et al., 2004)

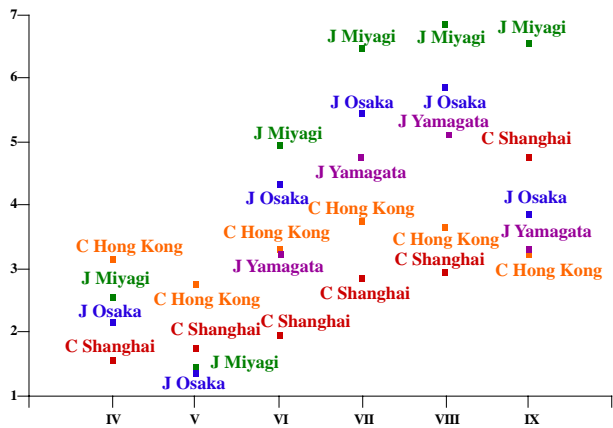


Figure 20. Male Kidney Cancer Incidences/100,000 over Time (Waterhouse et al., 1982; Muir et al., 1987; Parkin et al., 1992; 1997; 2002; Curado et al., 2007)

(see Figure 20) but increase in Shanghai and in the past in Korea (Song et al., 2008).

Obesity has been associated with an increased risk of kidney cancer in postmenopausal Korean women (Song et al., 2008) and diabetes mellitus is a risk factor in Japanese males (Inoue et al., 2006). Furthermore, kidney cancer in China was earlier related to increasing categories of body weight and meat consumption, while reduced risks were seen for increasing categories of fruit and vegetable intake (McLaughlin et al., 1992). A role for vitamin D is suggested by an influence of receptor polymorphisms (Obara et al., 2007). Factors other than arsenic water contamination may contribute to the unusually high

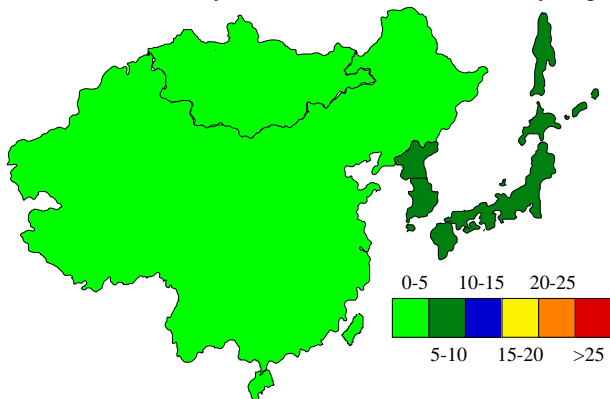


Figure 21. Male Urinary Bladder Cancer Incidences/100,000 (Globocan, 2002; Ferlay et al., 2004)

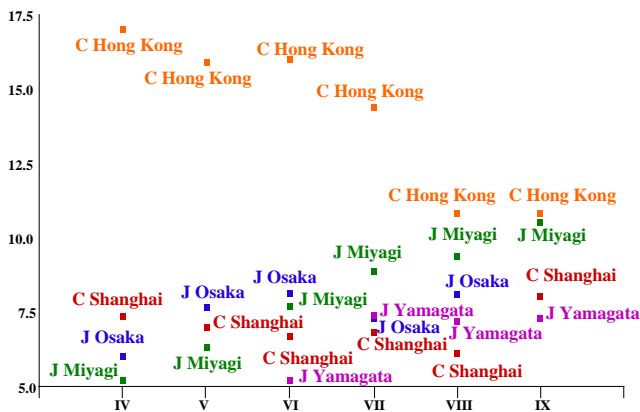


Figure 22. Male Urinary Bladder Cancer Incidences/100,000 over Time (Waterhouse et al., 1982; Muir et al., 1987; Parkin et al., 1992; 1997; 2002; Curado et al., 2007)

incidence of ureter cancer in the “non-blackfoot disease” area in Taiwan (Yang et al., 2002). About 20% of lesions are non-adenocarcinomas in all of the registries.

Time dependent development of malignancy occurs in recipients of renal transplants (Imao et al., 2007) and long-term dialysis is a risk factor for renal cell carcinoma (Satoh et al., 2005). Such dialysis cases have a better survival when regularly screened (Ishikawa et al., 2004).

Urinary Bladder Cancer

Urinary bladder incidences at the country levels are relatively low (see Figure 21), although high rates have been recorded in Hong Kong. Incidences are now slightly increasing, again with the exception of Hongkong (see Figure 22). Since up to 60% of papillary bladder lesions in Hong Kong have been found to be positive for human papilloma virus, there is an intriguing possibility that changes in levels of infection may be involved (Chan et al., 1997). The incidence rate of all urological cancers (except urethral and penile cancer) has increased remarkably, especially in the last several years in Korea (Cheon et al., 2002). In all of the countries, transitional cell carcinomas account for the vast majority of cases.

Tobacco is the accepted risk factor for transitional bladder (Wada et al., 2001; Yun et al., 2005), with roles for CYP4B1 genotypes (Sasaki et al., 2008) and DNA repair enzyme polymorphisms (Shao et al., 2007; Arizono et al., 2008). Fruit and green-yellow vegetable intake may be protective (Nagano et al., 2000; Wakai et al., 2000; 2004) as well as soy (Sun et al., 2004), while eggs and meat could have etiological roles, along with excessive green tea consumption (Wakai et al., 2000; 2004).

Other reported risk factors are bronchial asthma and tuberculosis in Korea (Kim et al., 2000), high arsenic levels in drinking water (Guo et al., 1997; Khan et al., 2003; Huang et al., 2008), petrochemical air pollution (Tsai et al., 2009), and trihalomethane and nitrate in drinking water (Chang et al., 2007; Chiu et al., 2007). The urinary bladder incidence in parts of Taiwan declined after improvement of the drinking water supply system (Yang et al., 2005). A significant protective effect of magnesium intake has also been documented (Yang et al., 2000).

Prostate Cancer

Prostate cancer incidences are very low in all of North-

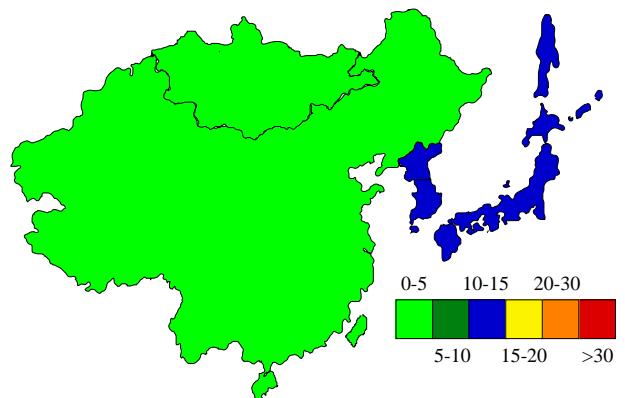


Figure 23. Prostate Cancer Incidences/100,000 over Time(Globocan, 2002; Ferlay et al., 2004)

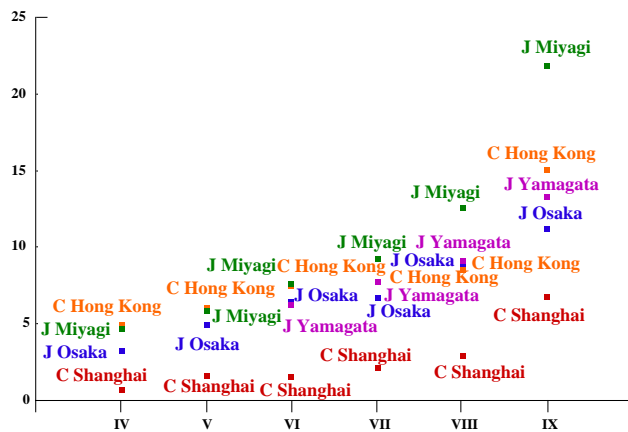


Figure 24. Prostate Cancer Incidences/100,000 over Time (Waterhouse et al., 1982; Muir et al., 1987; Parkin et al., 1992; 1997; 2002; Curado et al., 2007)

west Asia other than Japan and Korea (see Figure 23), but again there is considerable variation across registries, with considerable numbers of lesions seen in Hong Kong and Miyagi. Rates are increasing (see Figure 24) and this is apparently not due to screening, at least in Japan (Wakai, 2005). Rather the continued increase might be due to change in diet, increasing consumption of dairy products and decrease in soy and other traditional playing a role (Lee et al., 2003; Sonoda et al., 2004; Kurahashi et al., 2007; 2008a; 2008b; Li et al., 2008). Serum genistein, daidzein and equol seem to dose-dependently reduce prostate cancer risk (Ozasa et al., 2004), perhaps because of effects on serum estrone levels (Nagata et al., 2001). Androgen receptor polymorphisms exert an influence (Liu et al., 2004). The ability to produce equol or equol itself may be closely related to the low incidence of prostate cancer in the region (Akazu et al., 2002; 2004). Since higher consumption of soybeans and green tea is strongly related to the establishment of a capacity for equol production (Miyanaga et al., 2003), recent change in dietary habits resulting in low incidence of equol production in the young generation is a major potential risk factor for prostate cancer, not only in Japan but also in Korea (Fujimoto et al., 2008). The need for collaboration across the region has therefore be stressed (Akazu et al., 2007). Furthermore, since comparative geographic pathologic autopsy studies have suggested that rates for asymptomatic precancerous lesions may not differ markedly between Japan and the US, promoting factors for progression of prostate cancer may be of prime importance (Watanabe et al., 2000). Therefore rapid change in incidence rates is conceivable.

Elevated serum insulin levels may influence the risk of prostate lesions in Chinese men (Hsing et al., 2001) and abdominal adiposity may be associated with an increased likelihood of clinical cancer (Hsing et al., 2000). Gene polymorphisms of lipoprotein lipase (LPL) could play a role (Narita et al., 2004). Physical activity may (Jian et al., 2005) or may not (Lacey et al., 2001) be preventive. While body mass index and height were not found to be significantly associated with risk of prostate cancer (Kurahashi et al., 2006), pointers to an importance of early-life factors have been obtained (Minami et al., 2008).

Protective influence in Asian countries has been reported for garlic and other allium vegetables (Hsing et al., 2002) and an inverse relation was observed between fish intake and the risk of prostate cancer, limited to those over 70 (Sato et al., 2008). While low fat local vegetarian food may have a protective effect against prostate carcinoma in thin Taiwanese (Chen et al., 2005), consumption of milk, fruits, all vegetables, green-yellow vegetables, and tomatoes showed no association in Japan (Allen et al., 2004; Sonoda et al., 2004). Vitamin D is not of importance, as judged by the lack of any significant relationship with receptor polymorphisms (Liu et al., 2003). In addition, no link between green tea and prostate cancer risk was found in one study of Japanese men (Kikuchi et al., 2006), although dose-dependent protection was evident in another (Jian et al., 2004), and there may be some specificity for advanced lesions (Kurahashi et al., 2008d). Regarding other factors, hemodialysis patients may be at increased risk (Kurahashi et al., 2008c) and longer sleep duration could be protective (Kakizaki et al., 2008). In this context, the fact that rotating-shift workers are significantly at risk is of interest (Kubo et al., 2006). In Taiwan, prostate cancer incidence declined gradually after improvement in the drinking water supply system (Yang et al., 2008). Carcinogen involvement is suggested by findings for CYP1A1 and CYP2E1 genotypes with a smoking or drinking habit (Yang et al., 2006).

Prostate cancer screening using PSA as a primary screening parameter during general health checkups has been proposed as very useful for efficiently detecting early-stage prostate cancer (Uchida et al., 2000). However, the estimated cancer detection rate in Korean men 55 years or older was 3.36% (Song et al., 2008), suggesting considerable overdiagnosis. In addition, International Prostate Symptom Score Symptomatic Japanese men are not at higher risk of prostate cancer despite their higher PSA values compared with asymptomatic men of the same age group (Matsubara et al., 2006). There has been no familial tendency for prostate cancer found in China (Bai et al., 2005) and criteria for high risk groups have yet to be determined.

Testis Cancer

Uniformly low incidences of testis cancer are apparent across the region, without any appreciable change over time in CIV data.

Breast Cancer

While breast cancer incidences in the region are generally relatively low, especially in Mongolia (see Figure 25), high rates are already evident in some registries, like Hong Kong and Miyagi. They are rising independent of geography (see Figure 26). For example, in China the incidence is expected to increase from 10-60 cases to more than 100 new cases per 100,000 women aged 55-69 years by 2021 (Linos et al., 2008). In Hong Kong, it is estimated that rates will continue to rise by approximately 1.1% per annum over the next 15 years (Wong et al., 2007). In Korea, the evidence points to a 2- to 3-fold increase in incidence and mortality by 2020 (Choi et al., 2005; Yoo et al., 2006). Age-period-chort modelling in Hong Kong has also

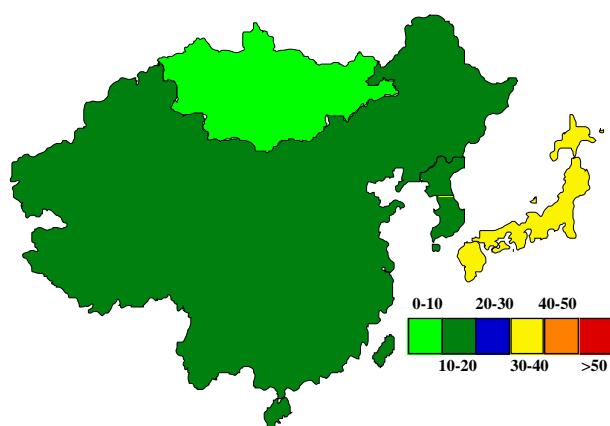


Figure 25. Female Breast Cancer Incidences/100,000 (Globocan, 2002)

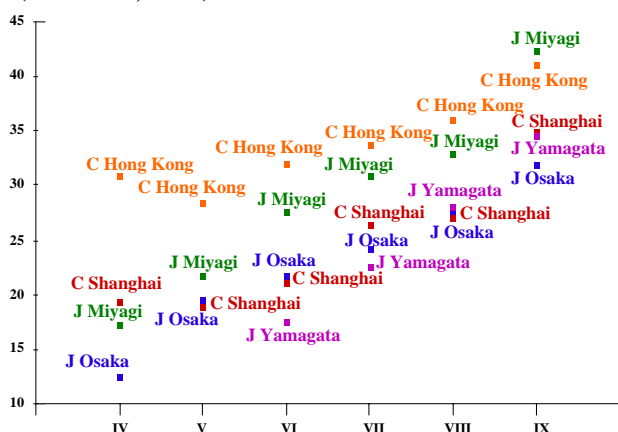


Figure 26. Female Breast Cancer Incidences/100,000 over Time (Waterhouse et al., 1982; Muir et al., 1987; Parkin et al., 1992; 1997; 2002; Curado et al., 2007)

revealed the incidence rate increase to be predominantly a cohort effect (Leung et al., 2002) and the same conclusion has been drawn in Japan (Minami et al., 2004).

In North-east Asia, epidemiologic studies have shown that early menarche, late menopause, late full-term pregnancy, and never having had a breast-fed child are primary risk factors in the development of both breast cancer (Suh et al., 1996; Yoo et al., 2002; Hirose et al., 2003b; Tamakoshi et al., 2005; Kim et al., 2007). In China, earlier menarcheal age, nulliparity, and later age at first live birth appear associated with increased risk of breast cancer among both pre- and post-menopausal women, while never having breast-fed and later age at menopause were associated with elevated risk only among post-menopausal women. (Gao et al., 2000). Lifestyle variables that reduce age at menarche may particularly contribute to the rising risk of breast cancer diagnosed after age 40 in Hong Kong (Leung et al., 2008). The evidence all points to an overwhelming role for estrogen exposure, as also supported by findings for estrogen-metabolizing genes and estrogen receptors (Shen et al., 2006), as well as genetic polymorphisms in CYP17 and CYP 19 (Hirose et al., 2004; Shin et al., 2005; Chen et al., 2008) and SULT (Choi et al., 2005). There may also be interaction between exposure to estrogens and MTHFR variants (Lin et al., 2004).

The importance of estrogen is further underlined by the effects of isoflavones. While one recent prospective study suggested that consumption of soy food had no

protective influence (Nishio et al., 2007), a meta-analysis provided support for the hypothesis that soyfood intake may be associated with a decreased risk (Qin et al., 2006). An earlier prospective study in Japan pointed to the same conclusion (Yamamoto et al., 2003), with inverse associations between isoflavone exposure and plasma genistein and breast cancer (Lampe et al., 2007; Iwasaki et al., 2008). Protective effects of soy may be greatest for ER+/PR+/HER2- tumors (Suzuki et al., 2008). A negative correlation between HRT use and breast cancer has been reported in Japan (Saeki et al., 2008).

The differentiation status of the breast is clearly important, as evidenced by protective effects of prolonged lactation (Yoo et al., 1992; Zheng et al., 2000; Lee et al., 2003). High mammographic density is a risk factor in Japan (Nagao et al., 2003; Nagata et al., 2005) especially in postmenopausal cases (Kotsuma et al., 2008).

Weight gain and central obesity are strong predictors for the risk of breast cancer among postmenopausal women (Chow et al., 2005; Wu et al., 2005; Li et al., 2006; Jee et al., 2008; Song et al., 2008), perhaps particularly for ER+ lesions (Iwasaki et al., 2007). Obesity can impact on the influence of reproductive factors (Hsieh et al., 1990) and there are clear associations with levels of steroid hormones and steroid hormone binding protein (Yoo et al., 1998). However the link might also be partly explained by influence on adiponectin levels (Miyoshi et al., 2003), but apparently not leptin (Woo et al., 2006), as well as plasma insulin (Hirose et al., 2003). The IGF axis may be important (Deming et al., 2008) and physical activity may reduce breast cancer risk through both hormonal and nonhormonal pathways (Adams et al., 2006; Suzuki et al., 2008).

High carbohydrate intake and a diet with a high glycemic load could be a risk factor (Wen et al., 2009), while a 'prudent' dietary pattern is negatively associated with breast cancer risk (Do et al., 2007; Hirose et al., 2007), with protective roles for antioxidant vitamins such as beta-carotene, lycopene and vitamin C intake (Do et al., 2003; Huang et al., 2007), green tea (Inoue et al., 2001; Shrubsole et al., 2009), mushrooms (Hong et al., 2008) and n-3 fatty acids and fish (Hirose et al., 1995; 2003; Shannon et al., 2007; Zhang et al., 2007). High erythrocyte compositions of specific fatty acids derived from fish intake have in fact been found to be associated with a lower risk of breast cancer (Kuriki et al., 2007).

There is evidence that environmental contaminants may be playing a role, and geographic clustering of residence in early life has pointed to early exposures related to breast cancer risk (Han et al., 2004). The association with older paternal age might point to an influence of genetic damage (Choi et al., 2005). Serum organochlorines could interact with genetic polymorphisms of glutathione S-transferase T1 (Chang et al., 2008) and a contribution of DNA repair enzymes has been documented (Lee et al., 2007; Li et al., 2008). However, smoking may not be important, at least in Japan (Lin et al., 2008), and evidence of alcohol risk, while present (Park et al., 2000; Choi et al., 2003b; Kim et al., 2004), is not conclusive (Nagata et al., 2007). Interactions between the MTRR A66G polymorphism and folate intake may exert an influence

(Suzuki et al., 2008).

Benign breast disease is a likely risk factor (Dorjgochoo et al., 2008) and inflammation clearly could play an important role, with suggestions of COX-2 and TGF-beta1/TNF-beta contributions to the etiology of mammary neoplasia (Lee et al., 2005; Gao et al., 2007). Stress also might impact on risk, having “ikigai” (life power) decreasing (Wakai et al., 2007) and short sleep duration elevating the likelihood of breast cancer (Kakizaki et al., 2008). Whether melatonin could act as an intervening factor between light exposure at night and serum concentrations of estrogen remains unclear (Nagata et al., 2008).

With regard to screening, there have not been any randomised control trials of mammography in the region, although biennial mammographic screening starting at age 50 years is being recommended, for example in Korea (Woo et al., 2007), but not Hong Kong and other Asian populations with low breast cancer prevalence (Leung et al., 2002). In one trial of breast self-examination conducted in Shanghai, intensive instruction did not reduce mortality, but the control arm also had very early cancers so that the population was already well educated (Thomas et al., 2002). Earlier studies in Japan did point to screening reduction of mortality (Kuroishi et al., 2000). One problem is compliance and women in the contemplation stage need specific and correct knowledge delivered by diverse materials, reminders, and the inclusion of husbands as

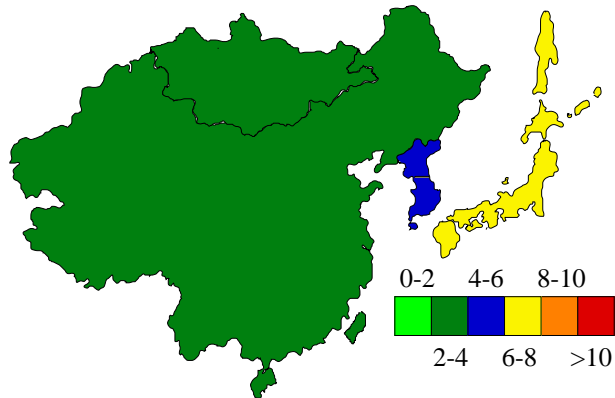


Figure 27. Ovarian Cancer Incidences/100,000 (Globocan, 2002; Ferlay et al., 2004)

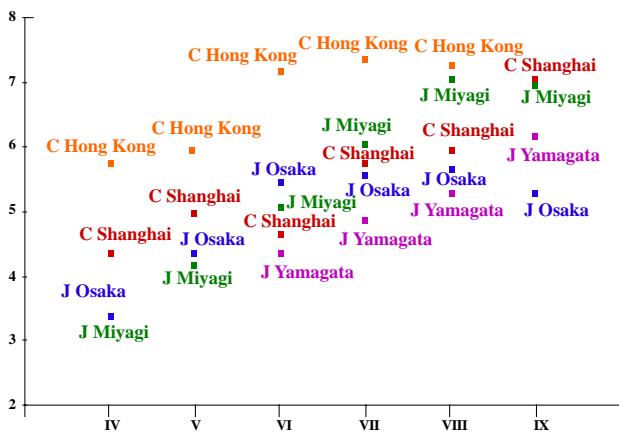


Figure 28. Ovarian Cancer Incidences/100,000 over Time (Waterhouse et al., 1982; Muir et al., 1987; Parkin et al., 1992; 1997; 2002; Curado et al., 2007)

Table 8. Ovarian Cancer Incidences: % Types

	Serous	Mucin	Endo	Clear	Adeno
Guangzhou	29.6	11.3	7.9	0.8	26.3
Hong Kong	24.4	16.2	17.2	12.5	10.2
Jiashan	17.0	17.7	4.3	0.0	40.4
Shanghai	4.1	1.9	3.4	1.9	7.2
Zhongshan	15.2	21.6	4.0	3.2	16.8
Busan	34.5	17.4	9.3	5.5	11.1
Daegu	30.7	19.5	8.3	6.7	8.3
Daejeon	35.8	8.8	10.8	4.1	14.2
Gwangju	30.7	19.6	8.0	2.5	13.5
Incheon	31.8	21.6	11.7	6.0	11.3
Jeju	24.3	13.5	8.1	2.7	13.5
Seoul	34.2	15.7	11.9	7.4	10.0
Ulsan	28.8	16.3	6.7	2.9	8.7
Aichi	33.7	14.6	12.6	12.6	14.1
Fukui	46.9	13.5	13.0	6.8	6.8
Hiroshima	30.7	20.1	8.9	16.0	13.0
Miyagi	19.2	13.0	12.6	19.0	19.0
Nagasaki	29.2	14.6	15.1	10.8	16.2
Osaka	29.7	13.2	9.8	12.4	17.3
Yamagata	29.7	9.9	11.8	12.9	21.7

Data from Curado et al., 2007

facilitators (Park et al., 2007). Breast surgery is relatively straight forward and surgical volume of hospitals does not appear to generally affect the 10-year survival rate from breast cancer significantly (Nomura et al., 2006).

Ovarian Cancer

Ovarian cancer is relatively infrequent in China and Mongolia and moderately common in Korea and Japan (see Figure 27). However, there is considerable variation across registries and Hong Kong has high incidences. With the exception of this registry, rates are generally increasing (see Figure 28).

One problem is that there are various subtypes and these have differences in risk factors (Sagae et al., 2003). In Japan, clear cell lesions may be more prevalent than elsewhere (see Table 8). One study in low incidence Taiwan showed marked differences in the distribution of histologic subtypes compared with high-incidence populations (Yen et al., 2003). Nevertheless there is an overall link with exposure to estrogen, and full-term and incomplete pregnancies, lactation, and oral contraceptive use are protective (Zhang et al., 2004a; 2004c). Although a CYP1A1 polymorphism was not related to ovarian malignancies in one Japanese study (Sugawara et al., 2003), intake of soy and isoflavones is inversely related to risk (Zhang et al., 2004d; Sakauchi et al., 2007), while hormone replacement therapy increases the chances of developing an ovarian cancer (Zhou et al., 2008).

Overweight is a factor in Japanese (Niwa et al., 2005), especially with change of BMI after 20 years of age (Hirose et al., 1999). The situation 5 years before diagnosis appears important in Chinese (Zhang et al., 2005). Sedentary behaviour also elevates the risk (Zheng et al., 1993; Zhang et al., 2004e), decline being observed with increasing duration of strenuous sports and frequency of activity-induced sweating among pre-menopausal women, and moderate post-menopausal activity (Zhang et al., 2003).

Consumption of foods low in fat but high in fibre,

carotene and vitamins appears to be protective in China (Zhang et al., 2004a), with a beneficial role for carotenoids (Zhang et al., 2007). Fresh vegetables and fruits appear to exert preventive influence, while animal fat and preserved (salted) vegetables (Zhang et al., 2002b), as well as dried or salted fish (Sakauchi et al., 2007) are potential risk factors. Silica dust may also increase the risk of ovarian cancer in Shanghai workers (Wernli et al., 2008) and a smoking link was reported in Japan (Niwa et al., 2005).

Regarding screening, annual gynecological examination (sequential pelvic ultrasound and serum CA125 testing) does allow detection of early-stage ovarian cancer in asymptomatic postmenopausal women (Sato et al., 2000; Kobayashi et al., 2008), but the degree of significance is problematic.

Corpus uteri

Endometrial cancer is relatively uncommon in China, Mongolia and Korea, but a little more frequent in Japan (see Figure 29). However, there is considerable variation within registries within China and the rates in Hong Kong and Zhongshan are high. Across the region, rates are gradually increasing (see Figure 30).

The most important risk factors appear to be estrogen exposure related, including early age at menarche, late age at menopause and nulliparity (Xu et al., 2004; Wernli et al., 2006), while pregnancies, including induced abortion, generally reduce the risk (Xu et al., 2004). Oral contraceptive and IUD use also protect against

endometrial cancer (Tao et al., 2006). Breastfeeding may reduce (Okamura et al., 2006) while long-term tamoxifen and ever-use of sex hormones may promote the development of lesions in Japanese women (Khan et al., 2006; Yamazawa et al., 2006). Findings for polymorphisms in hormone metabolizing, receptor and sex hormone-binding globulin genes are also in line with an estrogen exposure etiology (Iwamoto et al., 2003; Kataoka et al., 2007; Tao et al., 2006; 2007) and soy foods may be protective (Xu et al., 2004b; 2007a). However, pregnancy history, menopause age, BMI and presence of diabetes mellitus or hypertension were not related to endometrial tumour development in one study (Nakamura et al., 2006).

Hormone involvement is also suggested by a positive link with adult but perhaps not adolescent obesity (Shu et al., 1993b; Xu et al., 2002; Wen et al., 2008). In particular, upper-body fat deposition is associated with an increased risk of endometrial cancer (Xu et al., 2005) and adult weight gain, especially during the peri-menopausal period, should be avoided (Xu et al., 2006b). Obesity-related insulin resistance and proinflammatory effects may play important roles (Wen et al., 2008) and both lower intensity lifestyle activities like walking and doing household chores and intentional exercise can reduce endometrial cancer risk (Matthews et al., 2005). Those with sedentary jobs or reporting sedentary life-styles were earlier found to have a somewhat increased risk (Shu et al., 1993a).

Diets rich in animal fat and animal protein may play an important role in the etiology of endometrial cancer. (Shu et al., 1993b; Xu et al., 2006a), while protection is afforded by dietary fiber, retinol, beta-carotene, vitamin C, vitamin E and vitamin supplementation (Xu et al., 2007b), with positive contributions for dark green/dark yellow vegetables, fresh legumes, and allium vegetables but not fruit (Tao et al., 2005). Folate intake is beneficial, interacting with MTHFR polymorphisms (Xu et al., 2007; 2008). Coffee consumption is also reported to protect against endometrial cancer in general (Hirose et al., 2007; Shimazu et al., 2008), as well as the endometrioid adenocarcinoma in postmenopausal women (Koizumi et al., 2008). Tea consumption demonstrated an inverse association in one study (Xu et al., 2007a). Paradoxically, cigarette smoking and alcohol may also significantly reduce the risk of endometrial cancer (Hosono et al., 2008; Zhou et al., 2008).

A pointer to toxic agent effects was provided by the reported link with textile industry exposure in Shanghai (Wernli et al., 2008) but expression of s major DNA repair protein was found to be without effect in Korea (Jo et al., 2007).

Cervix uteri

The incidence of cervical cancer is generally low in China, moderate in Japan and somewhat higher in Korea and Mongolia (see Figure 31). Rates are generally decreasing (see Figure 32), with some exceptions like in the elderly in Korea (Jo et al., 2007), this also being observed for mortality (Shin et al., 2008). However, it remains an important health problem among women in both China and Mongolia (Shi et al., 2008), Taiwan and Hong Kong (Tay et al., 2008) and Korea and Japan (Konno




Figure 29. Endometrial Cancer Incidences/100,000 (Globocan, 2002; Ferlay et al., 2004)

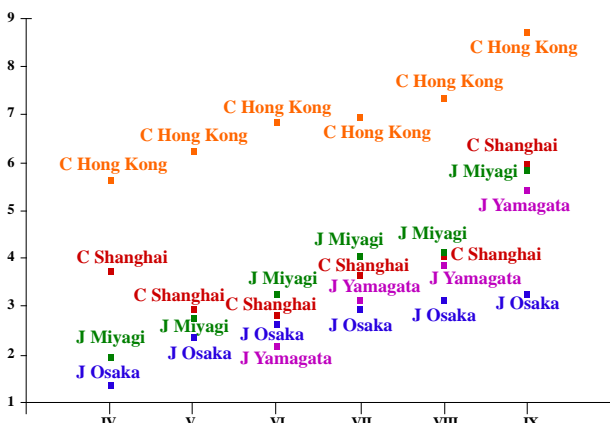


Figure 30. Endometrial Cancer Incidences/100,000 over Time (Waterhouse et al., 1982; Muir et al., 1987; Parkin et al., 1992; 1997; 2002; Curado et al., 2007)

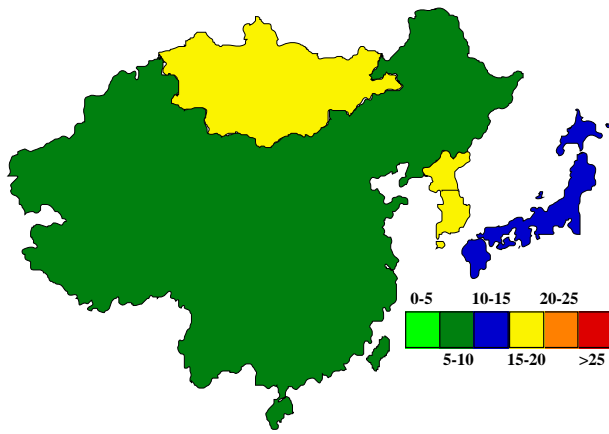


Figure 31. Cervical Cancer Incidences/100,000 over Time (Globocan, 2002)

et al., 2008). In Taiwan, interest focused in the 90's on an increasing trend in recent cohorts (birth after 1963) with a possible role of female sex hormones as an age effect, promiscuous sexual activity as a period effect and change in reproductive behavior as a cohort effect (Wang and Lin, 1996; 1997). The ratios of SCC to AC are shown in Table 9 for selected registries. Typically, adenocarcinomas account for 15-20% of the total burden.

The major risk factor is well recognized to be exposure to high-risk human papilloma virus (HPV) strains. The prevalence of high risk forms of the virus in Asian populations is well documented (Ghim et al., 2002; Anh et al., 2003; Shin et al., 2003). Levels in Shanghai are now the same as the worldwide rate, viral load predicting cervical lesions overall (Zhang et al., 2008). Both cervical cancer and cervical intraepithelial neoplasias (CIN) are highly influenced by HR-HPV viral load (Zhao et al., 2004). Seroprevalence correlates with genital HPV exposure in young Korean women, but its meaning in young men is unclear (Clifford et al., 2007). HPV status and histologic grade are independent predictive risk factors for progression and may be useful in the management of CIN (Konno et al., 1998).

Rate of high-risk HPV ranges from about one third in early CIN to almost 100% in carcinoma. HPV 16 is the most prevalent type in squamous lesions, followed by HPV types 58, 52 and 59 then HPV18 in Sichuan (Wu et al., 2008), 52, 58, 31 and 39 in Shenzhen City (Wu et al., 2007), 52 and 58 in Shenyang (Li et al., 2006), 58, 52, 33




Figure 32. Cervical Cancer Incidences/100,000 over Time (Waterhouse et al., 1982; Muir et al., 1987; Parkin et al., 1992; 1997; 2002; Curado et al., 2007)

Table 9. Cervical Cancer Incidences: SCC/AC Ratios

	SCC	AC	Ratio	Total Number
Guangzhou	76.2	12.1	6.3:1	265
Hong Kong	75.6	16.7	4.5:1	2,193
Jiashan	87.9	9.1	9.7:1	33
Shanghai	18.1	6.2	2.9:1	629
Zhongshan	63.2	22.6	2.8:1	133
Busan	84.9	9.7	8.8:1	1,693
Daegu	85.1	10.5	8.1:1	1,149
Daejeon	82.3	7.1	11.6:1	678
Gwangju	76.5	15.2	5.0:1	532
Incheon	85.8	9.0	9.5:1	1,305
Jeju	82.5	9.5	8.7:1	137
Seoul	84.5	10.0	8.5:1	4,644
Ulsan	86.9	8.5	10.2:1	260
Aichi	74.0	16.8	4.4:1	208
Fukui	72.8	13.6	5.4:1	191
Hiroshima	82.2	11.9	6.9:1	489
Miyagi	72.4	16.3	4.4:1	449
Nagasaki	79.4	13.1	6.1:1	627
Osaka	76.8	15.2	5.1:1	1,713
Yamagata	78.2	16.4	4.8:1	298

Data from Curado et al., 2007

and 18 in Shanxi (Dai et al., 2006) and 16, 18, 58, 52, 33 and 31 in Hong Kong (Liu et al., 2008). After HPV 16, types 18, 31, 51, 52 and 58 are most common in Japan (Sasagawa et al., 2001), 18, 31, 33, 35, 35, and 58 in Okinawa (Maehama et al., 2002) and 18, 58 and 33 in Korea (Lee et al., 2007). Guangdong appears exceptional in that the most predominant genotypes in cancers are HPV 52 and 58 (Lin et al., 2008). HPV-18 may more common than -16 in cervical adenocarcinoma, from data in Yanbian, northern China (Zhao et al., 2008).

In addition to HPV infection, age at first sexual intercourse and number of live births are associated risk factors in Hubei (Cai et al., 2008), multiple sexual partners, cervical inflammation, and public bathing in Shanxi (Zhao et al., 2006), multiple full term pregnancies, early age at first intercourse in Korea (Yoo et al., 1997) and early age at first pregnancy and multiparity in Japan (Yoshikawa et al., 1999). In Mongolia, lifetime number of sexual partners and induced abortions were shown to be directly associated with HPV DNA and/or seroprevalence (Dondog et al., 2008) and sexually transmitted infections are common, being found in 53% of female attendees of an urban STD clinic (Garland et al., 2001).

Smoking is a well established risk factor (Hirose et al., 1996; 1998; Matsumoto et al., 2003; Odongua et al., 2007) and lifetime ETS exposure is a major determinant for contracting cervical neoplasms among nonsmoking women in Taiwan (Wu et al., 2003). Chlamydia trachomatis infection were revealed may also be a significant risk factor for CIN (Matsumoto et al., 2003). Diet is also an important influence and daily intake of fruit and frequent consumption of boiled or broiled fish are protective (Hirose et al., 1996; 1998)

Health services clearly need to emphasize education about cervical cancer prevention while concentrating on screening (Woo et al., 2005; Jo et al., 2007; Jun et al., 2009). In Taiwan, with about 50% compliance with

screening guidelines, cancer knowledge is the most significant factor determining attendance (Liao et al., 2006). In China's rural areas with low-resource settings visual inspection with Lugol's iodine can be one of the primary screening tests if the screening frequency is to be increased (Li et al., 2006). HPV testing is another alternative and in Japan, sensitivity and the positive predictive value for detecting CIN proved superior to cytology in one investigation (Inoue et al., 2006). Based on comparisons of HPV testing and Pap with the existing healthcare infrastructure in China, however, it was concluded that refinement of primary HPV screening using centralized labs is needed (Belinson et al., 2001).

For the future the great long term hope is being placed on vaccination, although there remain barriers other than simply high monetary cost, including uncertain length of vaccine effectiveness, low perceived risk of HPV infection, no immediate perceived need of vaccination, anticipated family disapproval and fear of the pain of injection (Kwan et al., 2008). It has been estimated that the vaccine is cost-effective; for it to be affordable, however, even with financing assistance, vaccine prices may need to be even lower (Goldie et al., 2008).

Brain and Nervous Tissue Cancer

Brain and nervous tissue cancers appear to be more prevalent in China and Korea than in Japan and Mongolia (see Figure 33). There does not appear to be any consistent

trend over time, at least in the last 20 years (see Figure 34), although this might depend on the type and sex (Kaneko et al., 2002).

Risk of brain cancer increases with consumption of salted vegetables and salted fish (Guo et al., 1994; Hu et al., 1998; 1999a), as well as liquor intake and diseases related to the brain (Hu et al., 1998), while vegetables and fruit and intake of vitamin E calcium may be protective (Hu et al., 1998). Employment in textile industry maintenance jobs and exposure to wool products may be associated with an increased risk of brain tumors (Gold et al., 2008) and meningiomas were found to be positively associated with occupational exposure to lead, tin, cadmium and ionising radiation (Hu et al., 1999b). Patients with NAT2*7 alleles tend to have high-grade astrocytomas or glioblastoma multiforme (Liu et al., 2008). In Korea, significant increase in age-standardized rate ratios of cancers for high-power vs. low-power sites, with the exceptions of total cancer and of brain cancer in women (Ha et al., 2003). Recently, no effects were established for mobile phone use and exposure to radio frequency electromagnetic fields (Takebayashi et al., 2008).

Thyroid cancer

Thyroid cancer is of medium importance in Japan and Korea, but is rarer in China and Mongolia (see Figure 35), but appears to be on the increase (see Figure 36). This is in line with increasing obesity since body size in early life

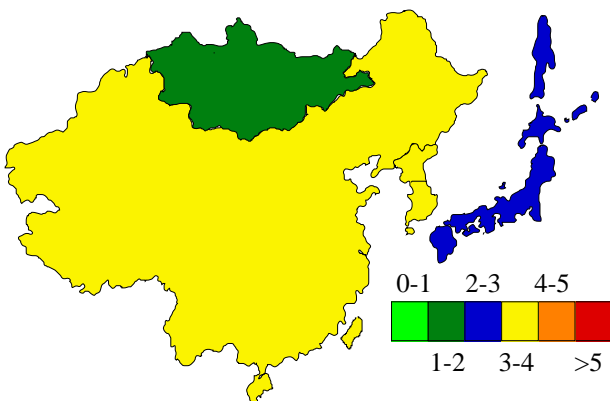


Figure 33. Male Brain Cancer Incidences/100,000 (Globocan, 2002; Ferlay et al., 2004)

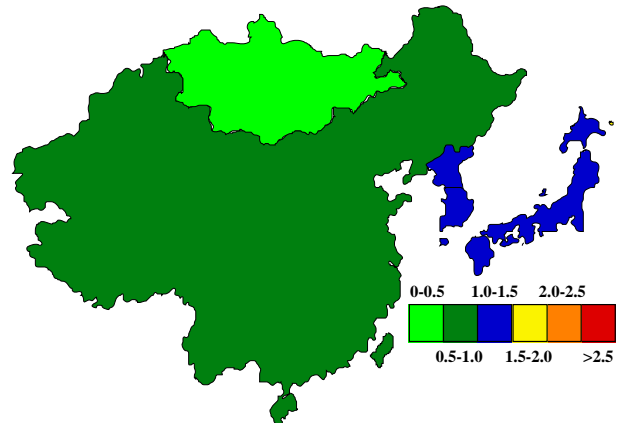


Figure 35. Male Thyroid Cancer Incidences/100,000 (Globocan, 2002; Ferlay et al., 2004)

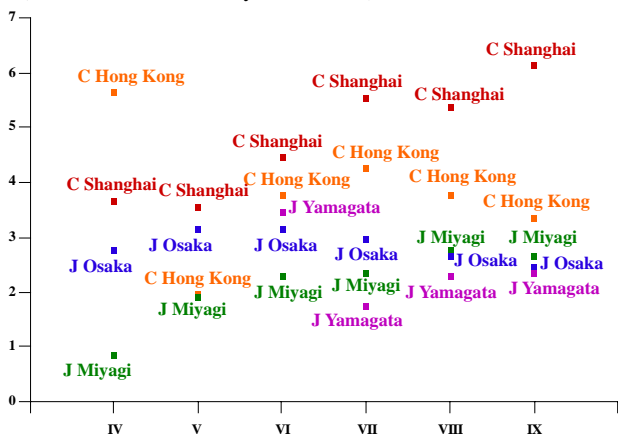


Figure 34. Male Brain/Nervous Cancer Incidences/100,000 over Time (Waterhouse et al., 1982; Muir et al., 1987; Parkin et al., 1992; 1997; 2002; Curado et al., 2007)

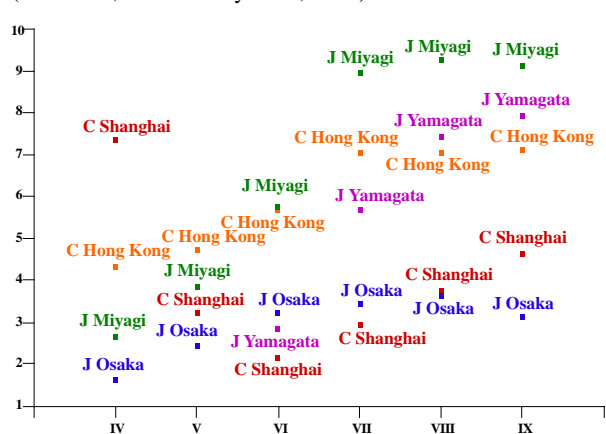


Figure 36. Female Thyroid Cancer Incidences/100,000 over Time (Waterhouse et al., 1982; Muir et al., 1987; Parkin et al., 1992; 1997; 2002; Curado et al., 2007)

as well as in adult is associated with an increased risk of papillary thyroid cancer (Oh et al., 2005; Suzuki et al., 2008). Despite the female predominance, there do not appear to be clear associations with reproductive factors (Wong et al., 2006). A history of goiter/nodules, CT examinations, and familial cancer are risk factors, while smoking and alcohol drinking, as well as tea consumption, may be protective (Zhe et al., 2006; Nagano et al., 2007).

Non-Hodgkins Lymphomas and Leukemias

Non-Hodgkins lymphomas (NHL) are more prevalent in Japan and Korea than China and Mongolia, in that order (see Figure 37), and are generally increasing in incidence (see Figure 38), while leukemias are moderately frequent throughout the region (see Figure 39), but possibly decreasing (see Figure 40).

The distribution of NHL subtypes may also be changing, as evidenced in Taiwan (Chang et al., 2008), and risk factors include HBV or HCV infection (Ohsawa et al., 1999; Kim et al., 2002; Matsuo et al., 2004c), with influence for polymorphisms in folate-metabolizing genes (Hishida et al., 2003; Matsuo et al., 2004a) and p53 (Hishida et al., 2004). DNA repair may play a limited role in lymphomagenesis independent of the histological subtype (Matsuo et al., 2004), while regular alcohol consumption is associated with reduced risk, with no change observed for smoking (Matsuo et al., 2001).

With leukemia, environmental pollution with rare-earth

elements and organophosphorus pesticides may be important (Wu et al., 2003) as well as working exposure to benzene, synthetic fiber dust, radioactive materials, and toluene (Adegoke et al., 2003). Possible protective effects of green tea intake have been reported (Wu et al., 2003; Zhang et al., 2008). While higher mortality rates for leukemia were noted in some age groups in areas near AM radio broadcasting towers (Park et al., 2004), findings in Japan do not support any leukaemogenic impact of nuclear power plants (Yoshimoto et al., 2004)

Childhood cancers

Data on time trends are very limited and surveys do not appear to have been conducted recently (Ajiki et al., 1994). Paternal preconception smoking is related to a significantly elevated risk of childhood cancers, particularly acute leukemia and lymphoma (Ji et al., 1997; Liu et al., 1997), with possible modification by the CYP1A1 genotype (Lee et al., 2009). Maternal exposure to organic solvents during periconception might also be important (Sung et al., 2007) and DNA repair may exert an influence (Wang et al., 2006). There is also some evidence for leukemia risk increase associated with residential proximity to high-voltage power (Mizoue et al., 2004) or AM radio transmitters (Kim et al., 2002), and high MF exposure (Kabuto et al., 2006). Furthermore, childhood brain tumors are associated with paternal use of hard liquor prior to the pregnancy (Hu et al., 2000).

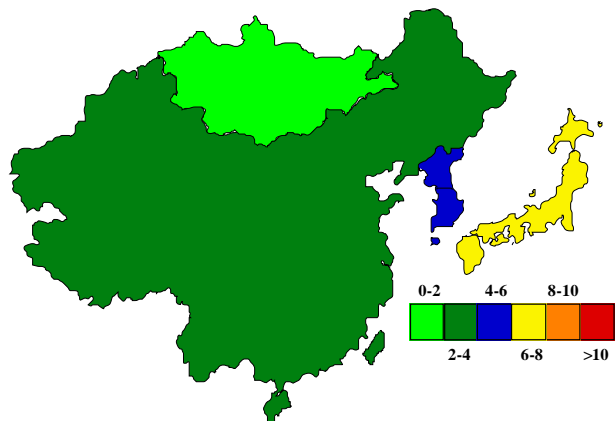


Figure 37. Male Non-Hodgkins Lymphoma Incidences/100,000 (Globocan, 2002; Ferlay et al., 2004)

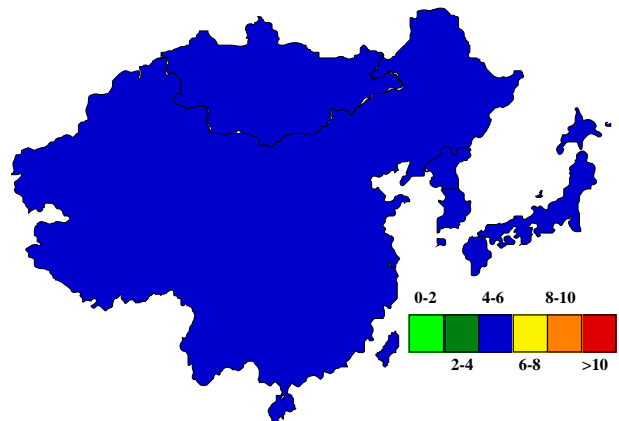


Figure 39. Male Leukemia Incidences/100,000 (Globocan, 2002; Ferlay et al., 2004)

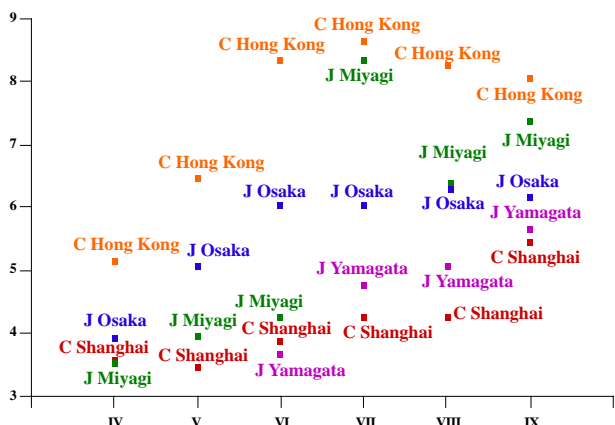


Figure 38. Male Non-Hodgkins Lymphoma Incidences/100,000 over Time (Waterhouse et al., 1982; Muir et al., 1987; Parkin et al., 1992; 1997; 2002; Curado et al., 2007)

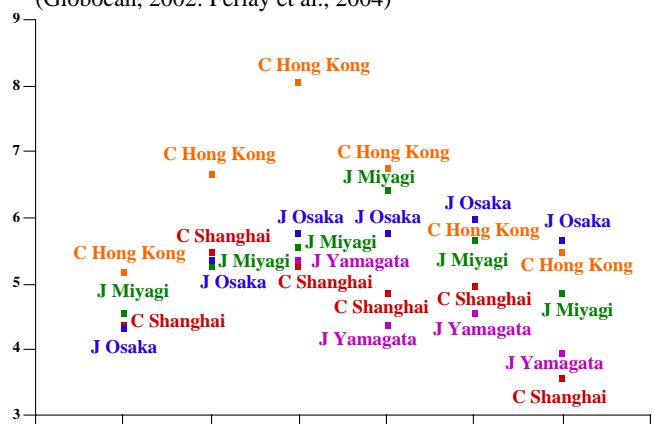


Figure 40. Male Leukemia Incidences/100,000 over Time (Waterhouse et al., 1982; Muir et al., 1987; Parkin et al., 1992; 1997; 2002; Curado et al., 2007)

Future Perspectives

From the present overview, it is clear that a great deal of information has already been generated regarding cancer prevalence and risk factors in North-East Asia, as stressed earlier in a recent review (Park et al., 2008). The various collaborative efforts within countries, like the Japan Collaborative Cohort Study (Tamakoshi, 2007), the Research Group for the Development and Evaluation of Cancer Prevention Strategies in Japan, the Korean Multi-center Cancer Cohort Study including a Biological Materials Bank (KMCC-I) (Yoo et al., 2002) and other cohorts in Korea (Yoo et al., 2005) and elsewhere will guarantee that new information will continue to be produced. The focus will continue to be on genetic-environment interactions as at the Hospital-based Epidemiologic Research Program at Aichi Cancer Center (Tajima et al., 2000; Hamajima et al., 2001). Genotype-phenotype links will also be stressed (Shin et al., 2008).

It is to be hoped that the collaboration started between China, Korea and Japan with the Korean-Japan-China (KOJAC) (Tajima et al., 2009) study will expand in the future so that the common goals of cancer control in the region can be realised. The new international research groups set up under the auspices of the Japanese Ministry of Health, Labour and Welfare should contribute to this aim.

Acknowledgment

Malcolm Moore thanks the Japanese Foundation for Promotion of Cancer Research for financial support during the drafting of this review.

References

Adams SA, Matthews CE, Hebert JR, et al (2006). Association of physical activity with hormone receptor status: the Shanghai Breast Cancer Study. *Cancer Epidemiol Biomarkers Prev*, **15**, 1170-8.

Adegoke OJ, Blair A, Shu XO, et al (2003). Occupational history and exposure and the risk of adult leukemia in Shanghai. *Ann Epidemiol*, **13**, 485-94.

Ahn Y-O (2001). History of cancer registration in Korea. *Asian Pacific J Cancer Prev*, **2 (IACR Suppl)**, 39-42.

Ahn Y-O (2007). Cancer registration in Korea: the present and furtherance. *J Prev Med Pub Health*, **40**, 265-72.

Ajiki W, Hanai A, Tsukuma H, Hiyama T, Fujimoto I (1994). Incidence of childhood cancer in Osaka, Japan, 1971-1988: reclassification of registered cases by Birch's scheme using information on clinical diagnosis, histology and primary site. *Jpn J Cancer Res*, **85**, 139-46.

Ajiki W, Tsukuma H, Oshima A (1998). Index for evaluating completeness of registration in population-based cancer registries and estimation of registration rate at the Osaka Cancer Registry between 1966 and 1992 using this index. *Nippon Koshu Eisei Zasshi*, **45**, 1011-7 (in Japanese).

Akaza H, Miyanaga N, Takashima N, et al (2002). Is daidzein non-metabolizer a high risk for prostate cancer? A case-controlled study of serum soybean isoflavone concentration. *Jpn J Clin Oncol*, **32**, 296-300.

Akaza H, Miyanaga N, Takashima N, et al (2004). Comparisons of percent equol producers between prostate cancer patients and controls: case-controlled studies of isoflavones in Japanese, Korean and American residents. *Jpn J Clin Oncol*, **34**, 86-9.

Akaza H, Moore MA, Chang SJ, et al (2007). The 5th Conference on Asian Trends in Prostate Cancer Hormone Therapy. *Asian Pac J Cancer Prev*, **8**, 3-12.

Akhter M, Inoue M, Kurahashi N, et al (2008a). Dietary soy and isoflavone intake and risk of colorectal cancer in the Japan public health center-based prospective study. *Cancer Epidemiol Biomarkers Prev*, **17**, 2128-35.

Akhter M, Inoue M, Kurahashi N, et al (2008b). Reproductive factors, exogenous female hormone use and colorectal cancer risk: the Japan Public Health Center-based Prospective Study. *Eur J Cancer Prev*, **17**, 515-24.

Akhter M, Kuriyama S, Nakaya N, et al (2007). Alcohol consumption is associated with an increased risk of distal colon and rectal cancer in Japanese men: the Miyagi Cohort Study. *Eur J Cancer*, **43**, 383-90.

Allen NE, Sauvaget C, Roddam AW, et al (2004). A prospective study of diet and prostate cancer in Japanese men. *Cancer Causes Control*, **15**, 911-20.

Andreotti G, Chen J, Gao YT, et al (2008). Polymorphisms of genes in the lipid metabolism pathway and risk of biliary tract cancers and stones: a population-based case-control study in Shanghai, China. *Cancer Epidemiol Biomarkers Prev*, **17**, 525-34.

Araki K, Nagano T, Ueda M, et al (1999). Incidence of skin cancers and precancerous lesions in Japanese--risk factors and prevention. *J Epidemiol*, **9 (6 Suppl)**, S14-21.

Arizono K, Osada Y, Kuroda Y (2008). DNA repair gene hOGG1 codon 326 and XRCC1 codon 399 polymorphisms and bladder cancer risk in a Japanese population. *Jpn J Clin Oncol*, **38**, 186-91.

Asano K, Kubo M, Yonemoto K, et al (2008). Impact of serum total cholesterol on the incidence of gastric cancer in a population-based prospective study: the Hisayama study. *Int J Cancer*, **122**, 909-14.

Au JS, Mang OW, Foo W, Law SC (2004). Time trends of lung cancer incidence by histologic types and smoking prevalence in Hong Kong 1983-2000. *Lung Cancer*, **45**, 143-52.

Bae J, Gwack J, Park SK, et al (2007). Cigarette smoking, alcohol consumption, tuberculosis and risk of lung cancer: the Korean multi-center cancer cohort study. *J Prev Med Public Health*, **40**, 321-8 (in Korean).

Bai Y, Gao YT, Deng J, et al (2005). Risk of prostate cancer and family history of cancer: a population-based study in China. *Prostate Cancer Prostatic Dis*, **8**, 60-5.

Bau DT, Tsai MH, Huang CY, et al (2007). Relationship between polymorphisms of nucleotide excision repair genes and oral cancer risk in Taiwan: evidence for modification of smoking habit. *Chin J Physiol*, **50**, 294-300.

Belinson J, Qiao YL, Pretorius R, et al (2001). Shanxi Province Cervical Cancer Screening Study: a cross-sectional comparative trial of multiple techniques to detect cervical neoplasia. *Gynecol Oncol*, **83**, 439-44.

Berrington de Gonzalez A, Yun JE, Lee SY, Klein AP, Jee SH (2008). Pancreatic cancer and factors associated with the insulin resistance syndrome in the Korean cancer prevention study. *Cancer Epidemiol Biomarkers Prev*, **17**, 359-64.

Cai HB, Ding XH, Zhou YF, Lie DM (2008). Risk factors for cervical cancer in China: a case-control study. *Eur J Gynaecol Oncol*, **29**, 72-5.

Cai L, You NC, Lu H, et al (2006). Dietary selenium intake, aldehyde dehydrogenase-2 and X-ray repair cross-complementing 1 genetic polymorphisms, and the risk of

- esophageal squamous cell carcinoma. *Cancer*, **106**, 2345-54.
- Cai L, Yu SZ, Ye WM, Yi YN (2000). Fish sauce and gastric cancer: an ecological study in Fujian Province, China. *World J Gastroenterol*, **6**, 671-5.
- Cao HX, Gao CM, Takezaki T, et al (2008). Genetic polymorphisms of methylenetetrahydrofolate reductase and susceptibility to colorectal cancer. *Asian Pac J Cancer Prev*, **9**, 203-8.
- Cao Y, Miao XP, Huang MY, et al (2006). Polymorphisms of XRCC1 genes and risk of nasopharyngeal carcinoma in the Cantonese population. *BMC Cancer*, **6**, 167.
- Chan HL, Tse CH, Mo F, et al (2008). High viral load and hepatitis B virus subgenotype are associated with increased risk of hepatocellular carcinoma. *J Clin Oncol*, **26**, 177-82.
- Chang CC, Ho SC, Wang LY, Yang CY (2007). Bladder cancer in Taiwan: relationship to trihalomethane concentrations present in drinking-water supplies. *J Toxicol Environ Health A*, **70**, 1752-7.
- Chang KC, Chen PC, Jones D, Su IJ (2008). Changing patterns in the frequency of Hodgkin lymphoma subtypes and Epstein-Barr virus association in Taiwan. *Cancer Sci*, **99**, 345-9.
- Chang MH, Shau WY, Chen CJ, et al (2000). Taiwan Childhood Hepatoma Study Group. Hepatitis B vaccination and hepatocellular carcinoma rates in boys and girls. *JAMA*, **284**, 3040-2.
- Chang SC, Rashid A, Gao YT, et al (2008). Polymorphism of genes related to insulin sensitivity and the risk of biliary tract cancer and biliary stone: a population-based case-control study in Shanghai, China. *Carcinogenesis*, **29**, 944-8.
- Chang SS, Lu CL, Chao JY, et al (2002). Unchanging trend of adenocarcinoma of the esophagus and gastric cardia in Taiwan: a 15-year experience in a single center. *Dig Dis Sci*, **47**, 735-40.
- Chang YL, Li J, Yao SQ, et al (2008). A case-control study on serum organochlorines residues, genetic polymorphisms of glutathione S-transferase T1 and the risks of breast cancer. *Zhonghua Liu Xing Bing Xue Za Zhi*, **29**, 763-6 (in Chinese).
- Chan-Yeung M, Tan-Un KC, Ip MS, et al (2004). Lung cancer susceptibility and polymorphisms of glutathione-S-transferase genes in Hong Kong. *Lung Cancer*, **45**, 155-60.
- Chen C, Sakoda LC, Doherty JA, et al (2008). Genetic variation in CYP19A1 and risk of breast cancer and fibrocystic breast conditions among women in Shanghai, China. *Cancer Epidemiol Biomarkers Prev*, **17**, 3457-66.
- Chen CY, Lu CL, Chang FY, Lee SD (1997). Risk factors for gallbladder polyps in the Chinese population. *Am J Gastroenterol*, **92**, 2066-8.
- Chen CY, Lu CL, Lee PC, et al (1999). The risk factors for gallstone disease among senior citizens: an Oriental study. *Hepatogastroenterology*, **46**, 1607-12.
- Chen D, Tian T, Wang H, et al (2009). Association of human aryl hydrocarbon receptor gene polymorphisms with risk of lung cancer among cigarette smokers in a Chinese population. *Pharmacogenet Genomics*, **19**, 25-34.
- Chen JG, Zhang YH, Zhu J, Yao HY (2004). Analysis on incidence for cervical cancer in Qidong during 1972 - 2000. *Zhonghua Fu Chan Ke Za Zhi*, **39**, 505-7.
- Chen JG, Parkin DM, Chen QG, et al (2003). Screening for liver cancer: results of a randomised controlled trial in Qidong, China. *J Med Screen*, **10**, 204-9.
- Chen JG, Zhu J, Parkin DM, et al (2006). Trends in the incidence of cancer in Qidong, China, 1978-2002. *Int J Cancer*, **119**, 1447-54.
- Chen JG, Zhu J, Zhang YH, Lu JH, Zhu YR (2007). The patterns of cancer incidence during 1972-2005 in Qidong, China. *Zhonghua Yu Fang Yi Xue Za Zhi*, **41 Suppl**, 47-55 (in Chinese).
- Chen K, Jiang QT, Yu WP, et al (2006). Alcohol drinking and colorectal cancer: a population-based prospective cohort study. *Zhejiang Da Xue Xue Bao Yi Xue Ban*, **33**, 411-5 (in Chinese).
- Chen K, Wang PP, Sun B, et al (2006). Twenty-year secular changes in sex specific lung cancer incidence rates in an urban Chinese population. *Lung Cancer*, **51**, 13-9.
- Chen K, Yu W, Ma X, Yao K, Jiang Q (2005). The association between drinking water source and colorectal cancer incidence in Jiashan County of China: a prospective cohort study. *Eur J Public Health*, **15**, 652-6.
- Chen PC, Kuo C, Pan CC, Chou MY (2002). Risk of oral cancer associated with human papillomavirus infection, betel quid chewing, and cigarette smoking in Taiwan--an integrated molecular and epidemiological study of 58 cases. *J Oral Pathol Med*, **31**, 317-22.
- Chen W, Bochmann F, Sun Y (2007). Effects of work related confounders on the association between silica exposure and lung cancer: a nested case-control study among Chinese miners and pottery workers. *Int Arch Occup Environ Health*, **80**, 320-6.
- Chen W, Dawsey SM, Qiao YL, et al (2008a). Prospective study of serum 25(OH)-vitamin D concentration and risk of oesophageal and gastric cancers. *Br J Cancer*, **97**, 123-8.
- Chen W, Wang L, Ke Q, et al (2008b). The role of IGFBP3 functional polymorphisms in the risk of gastric cancer in a high-risk Chinese population. *Eur J Cancer Prev*, **17**, 82-7.
- Chen YC, Chiang CI, Lin RS, et al (2005). Diet, vegetarian food and prostate carcinoma among men in Taiwan. *Br J Cancer*, **93**, 1057-61.
- Chen ZM, Liu BQ, Boreham J, et al (2003). Smoking and liver cancer in China: case-control comparison of 36,000 liver cancer deaths vs. 17,000 cirrhosis deaths. *Int J Cancer*, **107**, 106-12.
- Cheng C, Akaza H, Chen KK, et al (2006). Prostate cancer control--aims of the UICC Asia Regional Office Consortium. *Asian Pac J Cancer Prev*, **7**, 350-68.
- Cheon J, Kim CS, Lee ES, et al (2002). Survey of incidence of urological cancer in South Korea: a 15-year summary. *Int J Urol*, **9**, 445-54.
- Chie WC, Chen CF, Lee WC, Chen CJ (1996). Body size and risk of pre- and post-menopausal breast cancer in Taiwan. *Anticancer Res*, **16**, 3129-32.
- Chiu HF, Tsai SS, Yang CY (2007). Nitrate in drinking water and risk of death from bladder cancer: an ecological case-control study in Taiwan. *J Toxicol Environ Health A*, **70**, 1000-4.
- Chiu YL, Yu IT, Wong TW (2004). Time trends of female lung cancer in Hong Kong: Age, period and birth cohort analysis. *Int J Cancer*, **111**, 424-30.
- Choi JE, Park SH, Kim KM, et al (2007). Polymorphisms in the epidermal growth factor receptor gene and the risk of primary lung cancer: a case-control study. *BMC Cancer*, **7**, 199.
- Choi JY, Abel J, Neuhaus T, et al (2003b). Role of alcohol and genetic polymorphisms of CYP2E1 and ALDH2 in breast cancer development. *Pharmacogenetics*, **13**, 67-72.
- Choi JY, Lee KM, Park SK, et al (2005a). Genetic polymorphisms of SULT1A1 and SULT1E1 and the risk and survival of breast cancer. *Cancer Epidemiol Biomarkers Prev*, **14**, 1090-5.
- Choi JY, Lee KM, Park SK, et al (2005b). Association of paternal age at birth and the risk of breast cancer in offspring: a case control study. *BMC Cancer*, **5**, 143.
- Choi Y, Kim YJ, Shin HR, Noh DY, Yoo KY (2005). Long-term prediction of female breast cancer mortality in Korea. *Asian Pac J Cancer Prev*, **6**, 16-21.

- Chow LW, Lui KL, Chan JC, et al (2005). Association between body mass index and risk of formation of breast cancer in Chinese women. *Asian J Surg*, **28**, 179-84.
- Chung HH, Hwang SY, Jung KW, et al (2007). Ovarian cancer incidence and survival in Korea: 1993-2002. *Int J Gynecol Cancer*, **17**, 595-600.
- Chung HH, Jang MJ, Jung KW, et al (2006). Cervical cancer incidence and survival in Korea: 1993-2002. *Int J Gynecol Cancer*, **16**, 1833-8.
- Clifford GM, Shin HR, Oh JK, et al (2007). Serologic response to oncogenic human papillomavirus types in male and female university students in Busan, South Korea. *Cancer Epidemiol Biomarkers Prev*, **16**, 1874-9.
- Cui YL, Fu L, Geng ZX, et al (2007). The trend of cancer mortality from 1988 to 2005 in Kaifeng county, China. *Zhonghua Yu Fang Yi Xue Za Zhi*, **41 Suppl**, 62-5 (in Chinese).
- Curado MP, Edwards B, Shin HR, et al (Eds) (2007). *Cancer Incidence in Five Continents Vol. IX*. IARC Scientific Publications No 160, IARC, Lyon.
- Dai HJ, Song FJ, He M, Dong SF, Chen KX (2008). Epidemiological trend of gastric cancer in Tianjin, 1981-2002. *Zhonghua Yu Fang Yi Xue Za Zhi*, **42**, 248-53.
- Dai M, Bao YP, Li N, et al (2006). Human papillomavirus infection in Shanxi Province, People's Republic of China: a population-based study. *Br J Cancer*, **95**, 96-101.
- Deming SL, Ren Z, Cai Q, et al (2008). IGF-I and IGF-II genetic variation and breast cancer risk in Chinese women: results from the Shanghai Breast Cancer Study. *Cancer Epidemiol Biomarkers Prev*, **17**, 255-7.
- Do MH, Lee SS, Jung PJ, Lee MH (2003). Intake of dietary fat and vitamin in relation to breast cancer risk in Korean women: a case-control study. *J Korean Med Sci*, **18**, 534-40.
- Do MH, Lee SS, Kim JY, Jung PJ, Lee MH (2007). Fruits, vegetables, soy foods and breast cancer in pre- and postmenopausal Korean women: a case-control study. *Int J Vitam Nutr Res*, **77**, 130-41.
- Dondog B, Clifford GM, Vaccarella S, et al (2008). Human papillomavirus infection in Ulaanbaatar, Mongolia: a population-based study. *Cancer Epidemiol Biomarkers Prev*, **17**, 1731-8.
- Dong Z, Guo W, Zhou R, et al (2008). Polymorphisms of the DNA repair gene XPA and XPC and its correlation with gastric cardiac adenocarcinoma in a high incidence population in North China. *J Clin Gastroenterol*, **42**, 910-5.
- Dorjgochoo T, Deming SL, Gao YT, et al (2008). History of benign breast disease and risk of breast cancer among women in China: a case-control study. *Cancer Causes Control*, **19**, 819-28.
- Engels EA, Shen M, Chapman RS, et al (2009). Tuberculosis and subsequent risk of lung cancer in Xuanwei, China. *Int J Cancer*, **124**, 1183-7.
- Fan Y, Yuan JM, Wang R, Gao YT, Yu MC (2008). Alcohol, tobacco, and diet in relation to esophageal cancer: the Shanghai Cohort Study. *Nutr Cancer*, **60**, 354-63.
- Fengju S, Guanglin W, Kexin C (2005). Incidence of colon cancer in Tianjin, China, 1981-2000. *Asia Pac J Public Health*, **17**, 22-5.
- Foo W, Mang WK, Ma SF (2001). History of the Hong Kong cancer registry. *Asian Pacific J Cancer Prev*, **2 (IACR Suppl)**, 9-12.
- Freedman ND, Chow WH, Gao YT, et al (2007). Menstrual and reproductive factors and gastric cancer risk in a large prospective study of women. *Gut*, **56**, 1671-7.
- Fujimoto I, Hanai A, Oshima A (1979). Descriptive epidemiology of cancer in Japan: current cancer incidence and survival data. *Natl Cancer Inst Monogr*, **53**, 5-15.
- Fujimoto K, Tanaka M, Hirao Y, et al (2008). Age-stratified serum levels of isoflavones and proportion of equol producers in Japanese and Korean healthy men. *Prostate Cancer Prostatic Dis*, **11**, 252-7.
- Fujino Y, Mizoue T, Tokui N, et al (2005). Cigarette smoking and mortality due to stomach cancer: findings from the JACC Study. *J Epidemiol*, **15 Suppl 2**, S113-9.
- Galeone C, Pelucchi C, La Vecchia C, et al (2008). Indoor air pollution from solid fuel use, chronic lung diseases and lung cancer in Harbin, Northeast China. *Eur J Cancer Prev*, **17**, 473-8.
- Gao CM, Tajima K, Kuroishi T, Hirose K, Inoue M (1993). Protective effects of raw vegetables and fruit against lung cancer among smokers and ex-smokers: a case-control study in the Tokai area of Japan. *Jpn J Cancer Res*, **84**, 594-600.
- Gao CM, Takezaki T, Wu JZ, et al (2002). Glutathione-S-transferases M1 (GSTM1) and GSTT1 genotype, smoking, consumption of alcohol and tea and risk of esophageal and stomach cancers: a case-control study of a high-incidence area in Jiangsu Province, China. *Cancer Lett*, **188**, 95-102.
- Gao CM, Takezaki T, Wu JZ, et al (2004). Polymorphisms in thymidylate synthase and methylenetetrahydrofolate reductase genes and the susceptibility to esophageal and stomach cancer with smoking. *Asian Pac J Cancer Prev*, **5**, 133-8.
- Gao CM, Takezaki T, Wu JZ, et al (2004). A case-control study on the polymorphisms of methylenetetrahydrofolate reductase 1298A-->C and susceptibility of esophageal cancer. *Zhonghua Liu Xing Bing Xue Za Zhi*, **25**, 341-5.
- Gao CM, Takezaki T, Wu JZ, et al (2007). CYP2E1 Rsa I polymorphism impacts on risk of colorectal cancer association with smoking and alcohol drinking. *World J Gastroenterol*, **13**, 5725-30.
- Gao CM, Takezaki T, Wu JZ, et al (2008). Polymorphisms of alcohol dehydrogenase 2 and aldehyde dehydrogenase 2 and colorectal cancer risk in Chinese males. *World J Gastroenterol*, **14**, 5078-83.
- Gao GF, Roth MJ, Wei WQ, et al (2006). No association between HPV infection and the neoplastic progression of esophageal squamous cell carcinoma: result from a cross-sectional study in a high-risk region of China. *Int J Cancer*, **119**, 1354-9.
- Gao J, Ke Q, Ma HX, et al (2007). Functional polymorphisms in the cyclooxygenase 2 (COX-2) gene and risk of breast cancer in a Chinese population. *J Toxicol Environ Health A*, **70**, 908-15.
- Gao JD, Shao YF, Xu Y, et al (2005). Tight association of hepatocellular carcinoma with HBV infection in North China. *Hepatobiliary Pancreat Dis Int*, **4**, 46-9.
- Gao YT, Shu XO, Dai Q, et al (2000). Association of menstrual and reproductive factors with breast cancer risk: results from the Shanghai Breast Cancer Study. *Int J Cancer*, **87**, 295-300.
- Garland SM, Tabrizi SN, Chen S, Byambaa C, Davaajav K (2001). Prevalence of sexually transmitted infections (*Neisseria gonorrhoeae*, *Chlamydia trachomatis*, *Trichomonas vaginalis* and human papillomavirus) in female attendees of a sexually transmitted diseases clinic in Ulaanbaatar, Mongolia. *Infect Dis Obstet Gynecol*, **9**, 143-6.
- Gold LS, De Roos AJ, Ray RM, et al (2006). Brain tumors and occupational exposures in a cohort of female textile workers in Shanghai, China. *Scand J Work Environ Health*, **32**, 178-84.
- Goldie SJ, Diaz M, Kim SY, et al (2008). Mathematical models of cervical cancer prevention in the Asia Pacific region. *Vaccine*, **26 Suppl 12**, M17-29.
- Guo HR, Chiang HS, Hu H, Lipsitz SR, Monson RR (1997).

- Arsenic in drinking water and incidence of urinary cancers. *Epidemiology*, **8**, 545-50.
- Guo W, Zhou RM, Wan LL, et al (2008). Polymorphisms of the DNA repair gene xeroderma pigmentosum groups A and C and risk of esophageal squamous cell carcinoma in a population of high incidence region of North China. *J Cancer Res Clin Oncol*, **134**, 263-70.
- Guo WD, Linet MS, Chow WH, Li JY, Blot WJ (1994). Diet and serum markers in relation to primary brain tumor risk in China. *Nutr Cancer*, **22**, 143-50.
- Guo X, Cheng M, Fei S (1995). A case-control study of the etiology of laryngeal cancer in Liaoning Province. *Chin Med J*, **108**, 347-50.
- Guo X, O'Brien SJ, Zeng Y, Nelson GW, Winkler CA (2008). GSTM1 and GSTT1 gene deletions and the risk for nasopharyngeal carcinoma in Han Chinese. *Cancer Epidemiol Biomarkers Prev*, **17**, 1760-3.
- Guo YM, Wang Q, Liu YZ, et al (2008b). Genetic polymorphisms in cytochrome P4502E1, alcohol and aldehyde dehydrogenases and the risk of esophageal squamous cell carcinoma in Gansu Chinese males. *World J Gastroenterol*, **14**, 1444-9.
- Gwack J, Hwang SS, Ko KP, et al (2007). Fasting serum glucose and subsequent liver cancer risk in a Korean prospective cohort. *J Prev Med Public Health*, **40**, 23-8 (in Korean).
- Gwack J, Shin A, Kim CS, et al (2006). CagA-producing *Helicobacter pylori* and increased risk of gastric cancer: a nested case-control study in Korea. *Br J Cancer*, **95**, 639-41.
- Ha M, Im H, Lee M, et al (2007). Radio-frequency radiation exposure from AM radio transmitters and childhood leukemia and brain cancer. *Am J Epidemiol*, **166**, 270-9.
- Ha M, Lim HJ, Cho SH, Choi HD, Cho KY (2003). Incidence of cancer in the vicinity of Korean AM radio transmitters. *Arch Environ Health*, **58**, 756-62.
- Hahm MI, Choi KS, Park EC, et al (2008). Personal background and cognitive factors as predictors of the intention to be screened for stomach cancer. *Cancer Epidemiol Biomarkers Prev*, **17**, 2473-9.
- Hamajima N, Hirose K, Tajima K, et al (2002). Alcohol, tobacco and breast cancer--collaborative reanalysis of individual data from 53 epidemiological studies, including 58,515 women with breast cancer and 95,067 women without the disease. *Br J Cancer*, **87**, 1234-45.
- Hamajima N, Matsuo K, Saito T, et al (2001). Gene-environment interactions and polymorphism studies of cancer risk in the Hospital-based Epidemiologic Research Program at Aichi Cancer Center II (HERPACC-II). *Asian Pacific J Cancer Prev*, **2**, 99-107.
- Hao XS, Chen KS, Liu H (2002). Analysis of female breast cancer descriptive epidemiology in Tianjin, China. *Asian Pac J Cancer Prev*, **3**, 143-8.
- Hao XS, Wang PP, Chen KX, et al (2003). Twenty-year trends of primary liver cancer incidence rates in an urban Chinese population. *Eur J Cancer Prev*, **12**, 273-9.
- Hara M, Mori M, Hara T, et al (2001). Risk of developing hepatocellular carcinoma according to the titer of antibody to hepatitis C virus. *Hepato-gastroenterology*, **48**, 498-501.
- Hara M, Tanaka K, Sakamoto T, et al (2008). Case-control study on cigarette smoking and the risk of hepatocellular carcinoma among Japanese. *Cancer Sci*, **99**, 93-7.
- He YT, Hou J, Chen ZF, et al (2005). Decrease in the esophageal cancer incidence rate in mountainous but not level parts of Cixian County, China, over 29 years. *Asian Pac J Cancer Prev*, **6**, 510-4.
- He YT, Hou J, Chen ZF, et al (2006). Study on the esophageal cancer incidence and mortality rate from 1974-2002 in Cixian, China. *Zhonghua Liu Xing Bing Xue Za Zhi*, **27**, 127-31 (in Chinese).
- He YT, Hou J, Chen ZF, et al (2008). Trends in incidence of esophageal and gastric cardia cancer in high-risk areas in China. *Eur J Cancer Prev*, **17**, 71-6.
- Heneghan MA, Johnson PJ, Clare M, et al (2003). Frequency and nature of cytokine gene polymorphisms in hepatocellular carcinoma in Hong Kong Chinese. *Int J Gastrointest Cancer*, **34**, 19-26.
- Higa M, Kinjo T, Kamiyama K, et al (2002). Epstein-Barr virus (EBV) subtype in EBV related oral squamous cell carcinoma in Okinawa, a subtropical island in southern Japan, compared with Kitakyushu and Kumamoto in mainland Japan. *J Clin Pathol*, **55**, 414-23.
- Hirose K, Hamajima N, Takezaki T, et al (1998). Smoking and dietary risk factors for cervical cancer at different age group in Japan. *J Epidemiol*, **8**, 6-14.
- Hirose K, Hamajima N, Takezaki T, Miura S, Tajima K (2003). Physical exercise reduces risk of breast cancer in Japanese women. *Cancer Sci*, **94**, 193-9.
- Hirose K, Imaeda N, Tokudome Y, et al (2005). Soybean products and reduction of breast cancer risk: a case-control study in Japan. *Br J Cancer*, **93**, 15-22.
- Hirose K, Matsuo K, Toyama T, et al (2004). The CYP19 gene codon 39 Trp/Arg polymorphism increases breast cancer risk in subsets of premenopausal Japanese. *Cancer Epidemiol Biomarkers Prev*, **13**, 1407-11.
- Hirose K, Niwa Y, Wakai K, et al (2007). Coffee consumption and the risk of endometrial cancer: Evidence from a case-control study of female hormone-related cancers in Japan. *Cancer Sci*, **98**, 411-5.
- Hirose K, Tajima K, Hamajima N, et al (1995). A large-scale, hospital-based case-control study of risk factors of breast cancer according to menopausal status. *Jpn J Cancer Res*, **86**, 146-54.
- Hirose K, Tajima K, Hamajima N, et al (1996). Subsite (cervix/endometrium)-specific risk and protective factors in uterus cancer. *Jpn J Cancer Res*, **87**, 1001-9.
- Hirose K, Tajima K, Hamajima N, et al (1999a). Comparative case-referent study of risk factors among hormone-related female cancers in Japan. *Jpn J Cancer Res*, **90**, 255-61.
- Hirose K, Tajima K, Hamajima N, et al (1999b). Effect of body size on breast-cancer risk among Japanese women. *Int J Cancer*, **80**, 349-55.
- Hirose K, Tajima K, Hamajima N, et al (2003a). Impact of established risk factors for breast cancer in nulligravid Japanese women. *Breast Cancer*, **10**, 45-53.
- Hirose K, Takezaki T, Hamajima N, Miura S, Tajima K (2003b). Dietary factors protective against breast cancer in Japanese premenopausal and postmenopausal women. *Int J Cancer* (in press).
- Hirose K, Toyama T, Iwata H, et al (2003c). Insulin, insulin-like growth factor-I and breast cancer risk in Japanese women. *Asian Pac J Cancer Prev*, **4**, 239-46.
- Hishida A, Matsuo K, Hamajima N, et al (2003). Associations between polymorphisms in the thymidylate synthase and serine hydroxymethyltransferase genes and susceptibility to malignant lymphoma. *Haematologica*, **88**, 159-66.
- Hishida A, Matsuo K, Tajima K, et al (2004). Polymorphisms of p53 Arg72Pro, p73 G4C14-to-A4T14 at exon 2 and p21 Ser31Arg and the risk of non-Hodgkin's lymphoma in Japanese. *Leuk Lymphoma*, **45**, 957-64.
- Ho PS, Ko YC, Yang YH, Shieh TY, Tsai CC (2002). The incidence of oropharyngeal cancer in Taiwan: an endemic betel quid chewing area. *J Oral Pathol Med*, **31**, 213-9.
- Ho SY, Schooling M, Hui LL, et al (2006). Soy consumption and mortality in Hong Kong: proxy-reported case-control

- study of all older adult deaths in 1998. *Prev Med*, **43**, 20-6.
- Hong SA, Kim K, Nam SJ, Kong G, Kim MK (2008). A case-control study on the dietary intake of mushrooms and breast cancer risk among Korean women. *Int J Cancer*, **122**, 919-23.
- Hong YJ, Lee JK, Lee GH, Hong SI (2000). Influence of glutathione S-transferase M1 and T1 genotypes on larynx cancer risk among Korean smokers. *Clin Chem Lab Med*, **38**, 917-9.
- Honjo S, Kono S, Shinchu K, et al (1995). The relation of smoking, alcohol use and obesity to risk of sigmoid colon and rectal adenomas. *Jpn J Cancer Res*, **86**, 1019-26.
- Hosgood HD 3rd, Chapman R, Shen M, et al (2008). Portable stove use is associated with lower lung cancer mortality risk in lifetime smoky coal users. *Br J Cancer*, **99**, 1934-9.
- Hoshiyama Y, Kono S, Sasaba T, Shigematsu T, Kawaguchi T (2000). Relation of cigarette smoking, alcohol use, and dietary habits to colon adenomas: A Case-Control Study in Saitama, Japan. *Asian Pac J Cancer Prev*, **1**, 139-46.
- Hosono S, Matsuo K, Kajiyama H, et al (2008). Reduced risk of endometrial cancer from alcohol drinking in Japanese. *Cancer Sci*, **99**, 1195-201.
- Hou L, Ji BT, Blair A, et al (2006). Body mass index and colon cancer risk in Chinese people: menopause as an effect modifier. *Eur J Cancer*, **42**, 84-90.
- Hou L, Ji BT, Blair A, et al (2004). Commuting physical activity and risk of colon cancer in Shanghai, China. *Am J Epidemiol*, **160**, 860-7.
- Hsing AW, Chokkalingam AP, Gao YT, et al (2002). Allium vegetables and risk of prostate cancer: a population-based study. *J Natl Cancer Inst*, **94**, 1648-51.
- Hsing AW, Chua S Jr, Gao YT, et al (2001). Prostate cancer risk and serum levels of insulin and leptin: a population-based study. *J Natl Cancer Inst*, **93**, 783-9.
- Hsing AW, Deng J, Sesterhenn IA, et al (2000). Body size and prostate cancer: a population-based case-control study in China. *Cancer Epidemiol Biomarkers Prev*, **9**, 1335-41.
- Hsing AW, Gao YT, Han TQ, et al (2007). Gallstones and the risk of biliary tract cancer: a population-based study in China. *Br J Cancer*, **97**, 1577-82.
- Hsing AW, Sakoda LC, Rashid A, et al (2008a). Variants in inflammation genes and the risk of biliary tract cancers and stones: a population-based study in China. *Cancer Res*, **68**, 6442-52.
- Hsing AW, Zhang M, Rashid A, et al (2008b). Hepatitis B and C virus infection and the risk of biliary tract cancer: a population-based study in China. *Int J Cancer*, **122**, 1849-53.
- Hu J, Johnson KC, Mao Y, et al (1998). Risk factors for glioma in adults: a case-control study in northeast China. *Cancer Detect Prev*, **22**, 100-8.
- Hu J, La Vecchia C, Negri E, et al (1999a). Diet and brain cancer in adults: a case-control study in northeast China. *Int J Cancer*, **81**, 20-3.
- Hu J, Little J, Xu T, Zhao X, et al (1999b). Risk factors for meningioma in adults: a case-control study in northeast China. *Int J Cancer*, **83**, 299-304.
- Hu J, Mao Y, Ugnat AM (2000). Parental cigarette smoking, hard liquor consumption and the risk of childhood brain tumors--a case-control study in northeast China. *Acta Oncol*, **39**, 979-84.
- Hu YH, Nagata C, Shimizu H, Kaneda N, Kashiki Y (2002). Association of body mass index, physical activity, and reproductive histories with breast cancer: a case-control study in Gifu, Japan. *Breast Cancer Res Treat*, **43**, 65-72.
- Huang JP, Zhang M, Holman CD, Xie X (2007). Dietary carotenoids and risk of breast cancer in Chinese women. *Asia Pac J Clin Nutr*, **16 Suppl 1**, 437-42.
- Huang WY, Gao YT, Rashid A, et al (2008). Selected base excision repair gene polymorphisms and susceptibility to biliary tract cancer and biliary stones: a population-based case-control study in China. *Carcinogenesis*, **29**, 100-5.
- Huang XE, Hirose K, Wakai K, et al (2004). Comparison of lifestyle risk factors by family history for gastric, breast, lung and colorectal cancer. *Asian Pac J Cancer Prev*, **5**, 419-27.
- Huang YK, Huang YL, Hsueh YM, et al (2008). Arsenic exposure, urinary arsenic speciation, and the incidence of urothelial carcinoma: a twelve-year follow-up study. *Cancer Causes Control*, **19**, 829-39.
- Hwang SS, Lee JH, Jung GW, Lim JH, Kwon HJ (2007). Spatial analysis of air pollution and lung cancer incidence and mortality in 7 metropolitan cities in Korea. *J Prev Med Pub Health*, **40**, 233-8 (in Korean).
- Ide R, Fujino Y, Hoshiyama Y, et al; JACC Study Group (2007). A prospective study of green tea consumption and oral cancer incidence in Japan. *Ann Epidemiol*, **17**, 821-6.
- Ide R, Mizoue T, Fujino Y, Hoshiyama Y, Sakata K, Tamakoshi A, Yoshimura T; JACC Study Group (2008). Cigarette smoking, alcohol drinking, and oral and pharyngeal cancer mortality in Japan. *Oral Dis*, **14**, 314-9.
- Iinuma G (2008). CT colonography - towards applications for colorectal cancer screening. *Asian Pac J Cancer Prev*, **9**, 833-8.
- Imamura Y, Sobue T (2004). Cancer statistics digest. Mortality trend of colon, rectal, liver, "gallbladder and biliary tract" and pancreas cancer in Japan by birth cohort. *Jpn J Clin Oncol*, **34**, 491-3.
- Imao T, Ichimaru N, Takahara S, et al (2007). Risk factors for malignancy in Japanese renal transplant recipients. *Cancer*, **109**, 2109-15.
- Inoue M, Ito LS, Tajima K, et al (2002a). Height, weight, menstrual and reproductive factors and risk of gastric cancer among Japanese postmenopausal women: analysis by subsite and histologic subtype. *Int J Cancer*, **97**, 833-8.
- Inoue M, Ito LS, Tajima K, et al (2002b). Height, weight, menstrual and reproductive factors and risk of gastric cancer among Japanese postmenopausal women: analysis by subsite and histologic subtype. *Int J Cancer*, **97**, 833-8.
- Inoue M, Iwasaki M, Otani T, et al (2006a). Diabetes mellitus and the risk of cancer: results from a large-scale population-based cohort study in Japan. *Arch Intern Med*, **166**, 1871-7.
- Inoue M, Sakaguchi J, Sasagawa T, Tango M (2006b). The evaluation of human papillomavirus DNA testing in primary screening for cervical lesions in a large Japanese population. *Int J Gynecol Cancer*, **16**, 1007-13.
- Inoue M, Tajima K, Matsuura A, et al (2000). Severity of chronic atrophic gastritis and subsequent gastric cancer occurrence: a 10-year prospective cohort study in Japan. *Cancer Lett*, **161**, 105-12.
- Inoue M, Tajima K, Yamamura Y, et al (1999). Influence of habitual smoking on gastric cancer by histologic subtype. *Int J Cancer*, **81**, 39-43.
- Inoue M, Tajima K, Mizutani M, et al (2001). Regular consumption of green tea and the risk of breast cancer recurrence: follow-up study from the Hospital-based Epidemiologic Research Program at Aichi Cancer Center (HERPACC), Japan. *Cancer Lett*, **167**, 175-82.
- Inoue M, Yamamoto S, Kurahashi N, et al (2008). Daily total physical activity level and total cancer risk in men and women: results from a large-scale population-based cohort study in Japan. *Am J Epidemiol*, **168**, 391-403.
- Inoue M, Yoshimi I, Sobue T, Tsugane S; JPHC Study Group (2005). Influence of coffee drinking on subsequent risk of hepatocellular carcinoma: a prospective study in Japan. *J*

- Natl Cancer Inst*, **97**, 293-300.
- Ishiguro S, Inoue M, Kurahashi N, et al (2008). Risk factors of biliary tract cancer in a large-scale population-based cohort study in Japan (JPHC study); with special focus on cholelithiasis, body mass index, and their effect modification. *Cancer Causes Control*, **19**, 33-41.
- Ishikawa I, Honda R, Yamada Y, Kakuma T (2004). Renal cell carcinoma detected by screening shows better patient survival than that detected following symptoms in dialysis patients. *Ther Apher Dial*, **8**, 468-73.
- Isomura K, Kono S, Moore MA, et al (2006). Physical activity and colorectal cancer: the Fukuoka Colorectal Cancer Study. *Cancer Sci*, **97**, 1099-104.
- Ito H, Inoue M, Shibata K, Tajima K (2004). Estimation of cancer incidences in Aichi prefecture: use of a model area with good quality registry data. *Asian Pac J Cancer Prev*, **5**, 320-7.
- Ito LS, Inoue M, Tajima K, et al (2003). Dietary factors and the risk of gastric cancer among Japanese women: a comparison between the differentiated and non-differentiated subtypes. *Ann Epidemiol*, **13**, 24-31.
- Ito Y, Suzuki K, Tamakoshi K, et al (2005). Colorectal cancer and serum C-reactive protein levels: a case-control study nested in the JACC Study. *J Epidemiol*, **15 Suppl 2**, S185-9.
- Iwamoto I, Fujino T, Douchi T, Nagata Y (2003). Association of estrogen receptor alpha and beta3-adrenergic receptor polymorphisms with endometrial cancer. *Obstet Gynecol*, **102**, 506-11.
- Iwasaki M, Otani T, Inoue M, Sasazuki S, Tsugane S; for the Japan Public Health Center-Based Prospective Study Group. (2007). Body size and risk for breast cancer in relation to estrogen and progesterone receptor status in Japan. *Ann Epidemiol*, **17**, 304-12.
- Iwasaki M, Inoue M, Otani T, et al; Japan Public Health Center-based prospective study group (2008). Plasma isoflavone level and subsequent risk of breast cancer among Japanese women: a nested case-control study from the Japan Public Health Center-based prospective study group. *J Clin Oncol*, **26**, 1677-83.
- Jan CF, Chen CJ, Chen HH (2005). Causes of increased mortality from hepatocellular carcinoma in high incidence country: Taiwan experience. *J Gastroenterol Hepatol*, **20**, 521-6.
- Jang JS, Lee SJ, Choi JE, et al (2005). Methyl-CpG binding domain 1 gene polymorphisms and risk of primary lung cancer. *Cancer Epidemiol Biomarkers Prev*, **14**, 2474-80.
- Jee SH, Ohrr H, Sull JW, Samet JM (2004a). Cigarette smoking, alcohol drinking, hepatitis B, and risk for hepatocellular carcinoma in Korea. *J Natl Cancer Inst*, **96**, 1851-6.
- Jee SH, Samet JM, Ohrr H, Kim JH, Kim IS (2004b). Smoking and cancer risk in Korean men and women. *Cancer Causes Control*, **15**, 341-8.
- Jee SH, Yun JE, Park EJ, et al (2008). Body mass index and cancer risk in Korean men and women. *Int J Cancer*, **123**, 1892-6.
- Ji BT, Devesa SS, Chow WH, Jin F, Gao YT (1998). Colorectal cancer incidence trends by subsite in urban Shanghai, 1972-1994. *Cancer Epidemiol Biomarkers Prev*, **7**, 661-6.
- Ji BT, Dai Q, Gao YT, et al (2002). Cigarette and alcohol consumption and the risk of colorectal cancer in Shanghai, China. *Eur J Cancer Prev*, **11**, 237-44.
- Ji BT, Shu XO, Linet MS, et al (1997). Paternal cigarette smoking and the risk of childhood cancer among offspring of nonsmoking mothers. *J Natl Cancer Inst*, **89**, 238-44.
- Jia WH, Feng BJ, Xu ZL, et al (2005). Familial risk and clustering of nasopharyngeal carcinoma in Guangdong, China. *Cancer*, **101**, 363-9.
- Jia WH, Huang QH, Liao J, et al (2006). Trends in incidence and mortality of nasopharyngeal carcinoma over a 20-25 year period (1978/1983-2002) in Sihui and Cangwu counties in southern China. *BMC Cancer*, **6**, 178.
- Jian L, Shen ZJ, Lee AH, Binns CW (2005). Moderate physical activity and prostate cancer risk: a case-control study in China. *Eur J Epidemiol*, **20**, 155-60.
- Jian L, Xie LP, Lee AH, Binns CW (2004). Protective effect of green tea against prostate cancer: a case-control study in southeast China. *Int J Cancer*, **108**, 130-5.
- Jiang JM, Zeng XJ, Chen JS; et al (2006). Smoking and mortality from esophageal cancer in China: a large case-control study of 19,734 male esophageal cancer deaths and 104,846 living spouse controls. *Int J Cancer*, **119**, 1427-32.
- Jiang Q, Chen K, Ma X, et al (2005). Diets, polymorphisms of methylenetetrahydrofolate reductase, and the susceptibility of colon cancer and rectal cancer. *Cancer Detect Prev*, **29**, 146-54.
- Jin F, Devesa SS, Chow WH, et al (1999). Cancer incidence trends in urban Shanghai, 1972-1994: an update. *Int J Cancer*, **83**, 435-40.
- Jin F, Devesa SS, Zheng W, et al (1993a). Cancer incidence trends in urban Shanghai, 1972-1989. *Int J Cancer*, **53**, 764-70.
- Jin F, Shu XO, Devesa SS, et al (1993b). Incidence trends for cancers of the breast, ovary, and corpus uteri in urban Shanghai, 1972-89. *Cancer Causes Control*, **4**, 355-60.
- Jin G, Deng Y, Miao R, et al (2008). TGFBI and TGFBR2 functional polymorphisms and risk of esophageal squamous cell carcinoma: a case-control analysis in a Chinese population. *J Cancer Res Clin Oncol*, **134**, 345-51.
- Jo H, Jeon YT, Hwang SY, et al (2007a). Increasing trend in the incidence of cervical cancer among the elderly in Korea: A population-based study from 1993 to 2002. *Acta Oncol*, **46**, 852-8.
- Jo H, Kang S, Kim SI, et al (2007b). The C19007T polymorphism of ERCC1 and its correlation with the risk of epithelial ovarian and endometrial cancer in Korean women. A case control study. *Gynecol Obstet Invest*, **64**, 84-8.
- Jun JK, Choi KS, Jung KW, et al (2009). Effectiveness of an organized cervical cancer screening program in Korea: results from a cohort study. *Int J Cancer*, **124**, 188-93.
- Jun JK, Gwack J, Park SK, et al (2006). Fasting serum glucose level and gastric cancer risk in a nested case-control study. *J Prev Med Public Health*, **39**, 493-8.
- Jung CY, Choi JE, Park JM, et al (2006). Polymorphisms in the hMSH2 gene and the risk of primary lung cancer. *Cancer Epidemiol Biomarkers Prev*, **15**, 762-8.
- Jung KW, Yim SH, Kong HJ, et al (2007). Cancer survival in Korea 1993-2002: a population-based study. *J Korean Med Sci*, **22 Suppl**, S5-S10.
- Jung MK, Jeon SW, Cho CM, et al (2008). Hyperglycaemia, hypercholesterolaemia and the risk for developing gastric dysplasia. *Dig Liver Dis*, **40**, 361-5.
- Jung YS, Lee KJ, Kim H, et al (2004). Risk factor for extrahepatic bile duct cancer in patients with anomalous pancreaticobiliary ductal union. *Hepatogastroenterology*, **51**, 946-9.
- Kabuto M, Nitta H, Yamamoto S, et al (2006). Childhood leukemia and magnetic fields in Japan: a case-control study of childhood leukemia and residential power-frequency magnetic fields in Japan. *Int J Cancer*, **119**, 643-50.
- Kakizaki M, Inoue K, Kuriyama S, et al; Ohsaki Cohort Study (2008a). Sleep duration and the risk of prostate cancer: the Ohsaki Cohort Study. *Br J Cancer*, **99**, 176-8.
- Kakizaki M, Kuriyama S, Sone T, et al (2008b). Sleep duration and the risk of breast cancer: the Ohsaki Cohort Study. *Br J Cancer*, **99**, 1502-5.
- Kamangar F, Gao YT, Shu XO, et al (2007a). Ginseng intake and gastric cancer risk in the Shanghai Women's Health Study cohort. *Cancer Epidemiol Biomarkers Prev*, **16**, 629-30.

- Kamangar F, Qiao YL, Blaser MJ, et al (2007b). *Helicobacter pylori* and oesophageal and gastric cancers in a prospective study in China. *Br J Cancer*, **96**, 172-6.
- Kamo K, Sobue T (2004). Cancer statistics digest. Mortality trend of prostate, breast, uterus, ovary, bladder and "kidney and other urinary tract" cancer in Japan by birth cohort. *Jpn J Clin Oncol*, **34**, 561-3.
- Kanazawa N, Ioka A, Tsukuma H, Ajiki W, Oshima A (2006). Incidence and survival of mesothelioma in Osaka, Japan. *Jpn J Clin Oncol*, **36**, 254-7.
- Kaneko S, Ishikawa KB, Yoshimi I, et al (2003). Projection of lung cancer mortality in Japan. *Cancer Sci*, **94**, 919-23.
- Kaneko S, Nomura K, Yoshimura T, Yamaguchi N (2002). Trend of brain tumor incidence by histological subtypes in Japan: estimation from the Brain Tumor Registry of Japan, 1973-1993. *J Neurooncol*, **60**, 61-9.
- Kaneko S, Tamakoshi A, Ohno Y, Mizoue T, Yoshimura T; JACC Study Group (2003). Menstrual and reproductive factors and the mortality risk of gastric cancer in Japanese menopausal females. *Cancer Causes Control*, **14**, 53-9.
- Kaneko S, Yoshimura T (2001). Time trend analysis of gastric cancer incidence in Japan by histological types, 1975-1989. *Br J Cancer*, **84**, 400-5.
- Kang D, Lee KM, Park SK, et al (2007). Lack of association of transforming growth factor-beta1 polymorphisms and haplotypes with prostate cancer risk in the prostate, lung, colorectal, and ovarian trial. *Cancer Epidemiol Biomarkers Prev*, **16**, 1303-5.
- Kang D, Lee KM, Park SK, et al (2007). Functional variant of manganese superoxide dismutase (SOD2 V16A) polymorphism is associated with prostate cancer risk in the prostate, lung, colorectal, and ovarian cancer study. *Cancer Epidemiol Biomarkers Prev*, **16**, 1581-6.
- Kang HJ, Kim SW, Kim HJ, et al (2002). Polymorphisms in the estrogen receptor-alpha gene and breast cancer risk. *Cancer Lett*, **178**, 175-80.
- Kasahara M, Osawa K, Yoshida K, et al (2008). Association of MUTYH Gln324His and APEX1 Asp148Glu with colorectal cancer and smoking in a Japanese population. *J Exp Clin Cancer Res*, **27**, 49.
- Kataoka N, Cai Q, Xu WH, et al (2007). Association of endometrial cancer risk with a functional polymorphism (Asp327)Asn) in the sex hormone-binding globulin gene. *Cancer*, **109**, 1296-302.
- Kawahara N (2007a). The importance of clinical epidemiology for development of appropriate treatment modalities for Asian populations. *Asian Pac J Cancer Prev*, **8**, 146-7.
- Kawahara N (2007b). Cooperation partners in information sharing within the context of an Asian cancer network. *Asian Pac J Cancer Prev*, **8**, 464-5.
- Kayaba K, Wakabayashi C, Kunisawa N, Shinmura H, Yanagawa H (2005). Implementation of a smoke-free policy on school premises and tobacco control as a priority among municipal health promotion activities: nationwide survey in Japan. *Am J Public Health*, **95**, 420-2.
- Kayahara M, Nagakawa T (2007). Recent trends of gallbladder cancer in Japan: an analysis of 4,770 patients. *Cancer*, **110**, 572-80.
- Ke L (2002). Mortality and incidence trends from esophagus cancer in selected geographic areas of China circa 1970-90. *Int J Cancer*, **102**, 271-4.
- Khan M, Mori M, Fujino Y, et al; Japan Collaborative Cohort Study Group (2006). Site-specific cancer risk due to diabetes mellitus history: evidence from the Japan Collaborative Cohort (JACC) Study. *Asian Pac J Cancer Prev*, **7**, 253-9.
- Khan M, Mori M, Sakauchi F, et al; JACC Study Group (2006). Risk of endometrial cancer mortality by ever-use of sex hormones and other factors in Japan. *Asian Pac J Cancer Prev*, **7**, 260-6.
- Khan MM, Saito S, Takagi S, et al (2006). Relationship between hepatocellular carcinoma and impaired glucose tolerance among Japanese. *Hepatogastroenterology*, **53**, 742-6.
- Kikuchi N, Ohmori K, Shimazu T, et al (2006). No association between green tea and prostate cancer risk in Japanese men: the Ohsaki Cohort Study. *Br J Cancer*, **95**, 371-3.
- Kim CW, Lee SY, Moon OR (2008a). Inequalities in cancer incidence and mortality across income groups and policy implications in South Korea. *Public Health*, **122**, 229-36.
- Kim DH, Shin MH, Ahn YO (2000a). Incidence pattern of colorectal cancer in Korea by subsite of origin. *J Korean Med Sci*, **15**, 675-81.
- Kim DW, Bang YJ, Heo DS, Kim NK (2002a). Colorectal cancer in Korea: characteristics and trends. *Tumori*, **88**, 262-5.
- Kim HJ, Lee SS, Choi BY, Kim MK (2007a). Nitrate intake relative to antioxidant vitamin intake affects gastric cancer risk: a case-control study in Korea. *Nutr Cancer*, **59**, 185-91.
- Kim JH, Bang YJ, Park BJ, et al (2002b). Hepatitis B virus infection and B-cell non-Hodgkin's lymphoma in a hepatitis B endemic area: a case-control study. *Jpn J Cancer Res*, **93**, 471-7.
- Kim JH, Lim YJ, Kim YH, et al (2007b). Is metabolic syndrome a risk factor for colorectal adenoma? *Cancer Epidemiol Biomarkers Prev*, **16**, 1543-6.
- Kim JP, Park IS, Ahn YO, Shin MH, et al (1995). 1991 Cancer incidence in Seoul, Korea: results of the implementation study of the Seoul Cancer Registry, 1995. *J Korean Med Sci*, **10**, 74-84.
- Kim N, Park RY, Cho SI, et al (2008b). *Helicobacter pylori* infection and development of gastric cancer in Korea: long-term follow-up. *J Clin Gastroenterol*, **42**, 448-54.
- Kim MK, Sasaki S, Otani T, Tsugane S; Japan Public Health Center-based Prospective Study Group (2005a). Dietary patterns and subsequent colorectal cancer risk by subsite: a prospective cohort study. *Int J Cancer*, **115**, 790-8.
- Kim MK, Sasaki S, Otani T, Tsugane S; Japan Public Health Center-based Prospective Study Group (2005b). Dietary patterns and subsequent colorectal cancer risk by subsite: a prospective cohort study. *Int J Cancer*, **115**, 790-8.
- Kim WJ, Lee HL, Lee SC, Kim YT, Kim H (2000b). Polymorphisms of N-acetyltransferase 2, glutathione S-transferase mu and theta genes as risk factors of bladder cancer in relation to asthma and tuberculosis. *J Urol*, **164**, 209-13.
- Kim Y, Choi JY, Lee KM, et al (2007c). Dose-dependent protective effect of breast-feeding against breast cancer among ever-lactated women in Korea. *Eur J Cancer Prev*, **16**, 124-9.
- Kim Y, Shin A, Gwack J, et al (2007d). Cigarette smoking and gastric cancer risk in a community-based cohort study in Korea. *J Prev Med Public Health*, **40**, 467-74 (in Korean).
- Kimura Y, Kono S, Toyomura K, et al (2007). Meat, fish and fat intake in relation to subsite-specific risk of colorectal cancer: The Fukuoka Colorectal Cancer Study. *Cancer Sci*, **98**, 590-7.
- Kinjo Y, Cui Y, Akiba S, et al (1998). Mortality risks of oesophageal cancer associated with hot tea, alcohol, tobacco and diet in Japan. *J Epidemiol*, **8**, 235-43.
- Kiyohara C, Wakai K, Mikami H, et al (2003). Risk modification by CYP1A1 and GSTM1 polymorphisms in the association of environmental tobacco smoke and lung cancer: a case-control study in Japanese nonsmoking women. *Int J Cancer*, **107**, 139-44.
- Kiyosawa K, Umemura T, Ichijo T, et al (2004). Hepatocellular

- carcinoma: recent trends in Japan. *Gastroenterology*, **127 Suppl 1**, S17-26.
- Ko E, Kim Y, Kim SJ, et al (2008). Promoter hypermethylation of the p16 gene is associated with poor prognosis in recurrent early-stage hepatocellular carcinoma. *Cancer Epidemiol Biomarkers Prev*, **17**, 2260-7.
- Kobayashi H, Yamada Y, Sado T, et al (2008). A randomized study of screening for ovarian cancer: a multicenter study in Japan. *Int J Gynecol Cancer*, **18**, 414-20.
- Kobayashi M, Tsubono Y, Sasazuki S, Sasaki S, Tsugane S; JPHC Study Group (2002). Vegetables, fruit and risk of gastric cancer in Japan: a 10-year follow-up of the JPHC Study Cohort I. *Int J Cancer*, **102**, 39-44.
- Kobayashi M, Ikeda K, Saitoh S, et al (2000). Incidence of primary cholangiocellular carcinoma of the liver in Japanese patients with hepatitis C virus-related cirrhosis. *Cancer*, **88**, 2471-7.
- Koizumi T, Nakaya N, Okamura C, et al (2008). Case-control study of coffee consumption and the risk of endometrial endometrioid adenocarcinoma. *Eur J Cancer Prev*, **17**, 358-63.
- Koizumi Y, Tsubono Y, Nakaya N, et al (2003). No association between green tea and the risk of gastric cancer: pooled analysis of two prospective studies in Japan. *Cancer Epidemiol Biomarkers Prev*, **12**, 472-3.
- Koizumi Y, Tsubono Y, Nakaya N, et al (2004). Cigarette smoking and the risk of gastric cancer: a pooled analysis of two prospective studies in Japan. *Int J Cancer*, **112**, 1049-55.
- Kojima M, Wakai K, Tokudome S, et al (2004). Bowel movement frequency and risk of colorectal cancer in a large cohort study of Japanese men and women. *Br J Cancer*, **90**, 1397-401.
- Kondo T, Hori Y, Yatsuya H, et al (2007). Lung cancer mortality and body mass index in a Japanese cohort: findings from the Japan Collaborative Cohort Study (JACC Study). *Cancer Causes Control*, **18**, 229-34.
- Konno R, Paez C, Sato S, Yajima A, Fukao A (1998). HPV, histologic grade and age. Risk factors for the progression of cervical intraepithelial neoplasia. *J Reprod Med*, **43**, 561-6.
- Konno R, Shin HR, Kim YT, et al (2008). Human papillomavirus infection and cervical cancer prevention in Japan and Korea. *Vaccine*, **26 Suppl 12**, M30-42.
- Kono S (2004). Secular trend of colon cancer incidence and mortality in relation to fat and meat intake in Japan. *Eur J Cancer Prev*, **13**, 127-32.
- Kono S, Ahn YO (2000). Vegetables, cereals and colon cancer mortality: long-term trend in Japan. *Eur J Cancer Prev*, **9**, 363-5.
- Kono S, Honjo S, Todoroki I, et al (1998). Glucose intolerance and adenomas of the sigmoid colon in Japanese men (Japan). *Cancer Causes Control*, **9**, 441-6.
- Kubo T, Ozasa K, Mikami K, et al (2006). Prospective cohort study of the risk of prostate cancer among rotating-shift workers: findings from the Japan collaborative cohort study. *Am J Epidemiol*, **164**, 549-55.
- Kurahashi N, Inoue M, Iwasaki M, et al; Japan Public Health Center-Based Prospective Study Group (2008a). Dairy product, saturated fatty acid, and calcium intake and prostate cancer in a prospective cohort of Japanese men. *Cancer Epidemiol Biomarkers Prev*, **17**, 930-7.
- Kurahashi N, Iwasaki M, Inoue M, Sasazuki S, Tsugane S (2008b). Plasma isoflavones and subsequent risk of prostate cancer in a nested case-control study: the Japan Public Health Center. *J Clin Oncol*, **26**, 5923-9.
- Kurahashi N, Iwasaki M, Sasazuki S, et al (2006). Association of body mass index and height with risk of prostate cancer among middle-aged Japanese men. *Br J Cancer*, **94**, 740-2.
- Kurahashi N, Iwasaki M, Sasazuki S, et al (2007). Soy product and isoflavone consumption in relation to prostate cancer in Japanese men. *Cancer Epidemiol Biomarkers Prev*, **16**, 538-45.
- Kurahashi N, Sasazuki S, Iwasaki M, et al (2008d). Green tea consumption and prostate cancer risk in Japanese men: a prospective study. *Am J Epidemiol*, **167**, 71-7.
- Kurahashi T, Miyake H, Shinozaki M, et al (2008c). Screening for prostate cancer using prostate-specific antigen testing in Japanese men on hemodialysis. *Int Urol Nephrol*, **40**, 345-9.
- Kurbanov F, Tanaka Y, Elkady A, Oyunsuren T, Mizokami M (2007). Tracing hepatitis C and Delta viruses to estimate their contribution in HCC rates in Mongolia. *J Viral Hepat*, **14**, 667-74.
- Kuriki K, Hamajima N, Chiba H, et al (2005). Increased risk of colorectal cancer due to interactions between meat consumption and the CD36 gene A52C polymorphism among Japanese. *Nutr Cancer*, **51**, 170-7.
- Kuriki K, Hirose K, Tajima K (2007a). Diabetes and cancer risk for all and specific sites among Japanese men and women. *Eur J Cancer Prev*, **16**, 83-9.
- Kuriki K, Hirose K, Wakai K, et al (2007b). Breast cancer risk and erythrocyte compositions of n-3 highly unsaturated fatty acids in Japanese. *Int J Cancer*, **121**, 377-85.
- Kuriki K, Tokudome S, Tajima K (2004). Association between type II diabetes and colon cancer among Japanese with reference to changes in food intake. *Asian Pac J Cancer Prev*, **5**, 28-35.
- Kuriki K, Wakai K, Hirose K, et al (2006). Risk of colorectal cancer is linked to erythrocyte compositions of fatty acids as biomarkers for dietary intakes of fish, fat, and fatty acids. *Cancer Epidemiol Biomarkers Prev*, **15**, 1791-8.
- Kuriki K, Wakai K, Matsuo K, et al (2007). Gastric cancer risk and erythrocyte composition of docosahexaenoic acid with anti-inflammatory effects. *Cancer Epidemiol Biomarkers Prev*, **16**, 2406-15.
- Kuroishi T, Hirose K, Suzuki T, Tominaga S (2000). Effectiveness of mass screening for breast cancer in Japan. *Breast Cancer*, **7**, 1-8.
- Kurosawa M, Kikuchi S, Xu J, Inaba Y (2006). Highly salted food and mountain herbs elevate the risk for stomach cancer death in a rural area of Japan. *J Gastroenterol Hepatol*, **21**, 1681-6.
- Kurozawa Y, Ogimoto I, Shibata A, et al (2004). Dietary habits and risk of death due to hepatocellular carcinoma in a large scale cohort study in Japan. Univariate analysis of JACC study data. *Kurume Med J*, **51**, 141-9.
- Kurozawa Y, Ogimoto I, Shibata A, et al (2005). Coffee and risk of death from hepatocellular carcinoma in a large cohort study in Japan. *Br J Cancer*, **93**, 607-10.
- Kwan TT, Chan KK, Yip AM, et al (2008). Barriers and facilitators to human papillomavirus vaccination among Chinese adolescent girls in Hong Kong: a qualitative-quantitative study. *Sex Transm Infect*, **84**, 227-32.
- Lacey JV Jr, Deng J, Dosemeci M, et al (2001). Prostate cancer, benign prostatic hyperplasia and physical activity in Shanghai, China. *Int J Epidemiol*, **30**, 341-9.
- Lam TH, Li ZB, Ho SY, et al (2007). Smoking, quitting and mortality in an elderly cohort of 56,000 Hong Kong Chinese. *Tob Control*, **16**, 182-9.
- Lampe JW, Nishino Y, Ray RM, et al (2007). Plasma isoflavones and fibrocystic breast conditions and breast cancer among women in Shanghai, China. *Cancer Epidemiol Biomarkers Prev*, **16**, 2579-86.
- Lee CT, Chang FY, Lee SD (1996). Risk factors for pancreatic cancer in orientals. *J Gastroenterol Hepatol*, **11**, 491-5.
- Lee GE, Park HS, Yun KE, et al (2008). Association between BMI and metabolic syndrome and adenomatous colonic

- polyps in Korean men. *Obesity*, **16**, 1434-9.
- Lee HL, Son BK, Lee OY, et al (2007). Abdominal obesity, insulin resistance, and the risk of colonic adenoma. *Korean J Gastroenterol*, **49**, 147-51 (in Korean).
- Lee HS, Kim KM, Kim SM, et al (2007). Human papillomavirus genotyping using HPV DNA chip analysis in Korean women. *Int J Gynecol Cancer*, **17**, 497-501.
- Lee I, Lee H, Kim M, et al (2005). Ethnic difference of *Helicobacter pylori* gastritis: Korean and Japanese gastritis is characterized by male- and antrum-predominant acute foveolitis in comparison with American gastritis. *World J Gastroenterol*, **11**, 94-8.
- Lee JY, Kim HY, Kim KH, et al (2003). No changing trends in incidence of gastric cardia cancer in Korea. *J Korean Med Sci*, **18**, 53-7.
- Lee KJ, Inoue M, Otani T, et al (2007). Colorectal cancer screening using fecal occult blood test and subsequent risk of colorectal cancer: a prospective cohort study in Japan. *Cancer Detect Prev*, **31**, 3-11.
- Lee KJ, Inoue M, Otani T, et al; JPHC Study Group (2007a). Coffee consumption and risk of colorectal cancer in a population-based prospective cohort of Japanese men and women. *Int J Cancer*, **121**, 1312-8.
- Lee KJ, Inoue M, Otani T, et al (2006). Gastric cancer screening and subsequent risk of gastric cancer: a large-scale population-based cohort study, with a 13-year follow-up in Japan. *Int J Cancer*, **118**, 2315-21.
- Lee KJ, Inoue M, Otani T, et al; JPHC Study Group (2007b). Physical activity and risk of colorectal cancer in Japanese men and women: the Japan Public Health Center-based prospective study. *Cancer Causes Control*, **18**, 199-209.
- Lee KM, Choi JY, Kang C, et al (2005a). Genetic polymorphisms of selected DNA repair genes, estrogen and progesterone receptor status, and breast cancer risk. *Clin Cancer Res*, **11**, 4620-6.
- Lee KM, Kang D, Clapper ML, et al (2008). CYP1A1, GSTM1, and GSTT1 polymorphisms, smoking, and lung cancer risk in a pooled analysis among Asian populations. *Cancer Epidemiol Biomarkers Prev*, **17**, 1120-6.
- Lee KM, Park SK, Hamajima N, et al (2005a). Genetic polymorphisms of interleukin-1 beta (IL-1B) and IL-1 receptor antagonist (IL-1RN) and breast cancer risk in Korean women. *Breast Cancer Res Treat*, **90**, 1-6.
- Lee KM, Park SK, Hamajima N, et al (2005b). Genetic polymorphisms of TGF-beta1 & TNF-beta and breast cancer risk. *Breast Cancer Res Treat*, **90**, 149-55.
- Lee KM, Ward MH, Han S, et al (2009). Paternal smoking, genetic polymorphisms in CYP1A1 and childhood leukemia risk. *Leuk Res*, **33**, 250-8.
- Lee MM, Gomez SL, Chang JS, et al (2003). Soy and isoflavone consumption in relation to prostate cancer risk in China. *Cancer Epidemiol Biomarkers Prev*, **12**, 665-8.
- Lee SA, Lee KM, Park SK, et al (2007). Genetic polymorphism of XRCC3 Thr241Met and breast cancer risk: case-control study in Korean women and meta-analysis of 12 studies. *Breast Cancer Res Treat*, **103**, 71-6.
- Lee SY, Kim MT, Kim SW, Song MS, Yoon SJ (2003). Effect of lifetime lactation on breast cancer risk: a Korean women's cohort study. *Int J Cancer*, **105**, 390-3.
- Leung AW, Mak J, Cheung PS, Epstein RJ (2008). Evidence for a programming effect of early menarche on the rise of breast cancer incidence in Hong Kong. *Cancer Detect Prev*, **32**, 156-61.
- Leung GM, Lam TH, Thach TQ, Hedley AJ (2002a). Will screening mammography in the East do more harm than good? *Am J Public Health*, **92**, 1841-6.
- Leung GM, Thach TQ, Lam TH, et al (2002b). Trends in breast cancer incidence in Hong Kong between 1973 and 1999: an age-period-cohort analysis. *Br J Cancer*, **87**, 982-8.
- Li FQ, Yoshizawa T, Kawamura O, Luo XY, Li YW (2001). Aflatoxins and fumonisins in corn from the high-incidence area for human hepatocellular carcinoma in Guangxi, China. *J Agric Food Chem*, **49**, 4122-6.
- Li HL, Gao YT, Li Q, Liu DK (2006). Anthropometry and female breast cancer: a prospective cohort study in urban Shanghai. *Zhonghua Liu Xing Bing Xue Za Zhi*, **27**, 488-93 (in Chinese).
- Li J, Jin W, Chen Y, et al (2008). Genetic polymorphisms in the DNA repair enzyme ERCC2 and breast tumour risk in a Chinese population. *J Int Med Res*, **36**, 479-88.
- Li LK, Dai M, Clifford GM, et al (2006). Human papillomavirus infection in Shenyang City, People's Republic of China: A population-based study. *Br J Cancer*, **95**, 1593-7.
- Li M, Gu J (2005). Changing patterns of colorectal cancer in China over a period of 20 years. *World J Gastroenterol*, **11**, 4685-8.
- Li M, Yin Z, Guan P, et al (2008). XRCC1 polymorphisms, cooking oil fume and lung cancer in Chinese women nonsmokers. *Lung Cancer*, **62**, 145-51.
- Li N, Ma CP, Sun LX, et al (2006). Evaluation on the visual inspection with Lugol's iodine in cervical cancer screening program. *Zhonghua Liu Xing Bing Xue Za Zhi*, **27**, 15-8 (in Chinese).
- Li Q, Kakizaki M, Kuriyama S, et al (2008). Green tea consumption and lung cancer risk: the Ohsaki study. *Br J Cancer*, **99**, 1179-84.
- Li S, Wang J, Lu Y, Fan D (2007). Screening and early diagnosis of colorectal cancer in China: a 12 year retrospect (1994-2006). *J Cancer Res Clin Oncol*, **133**, 679-86.
- Li S, Wang H, Hu J, et al (2006). New immunochemical fecal occult blood test with two-consecutive stool sample testing is a cost-effective approach for colon cancer screening: results of a prospective multicenter study in Chinese patients. *Int J Cancer*, **118**, 3078-83.
- Li T, Lu ZM, Chen KN, et al (2001). Human papillomavirus type 16 is an important infectious factor in the high incidence of esophageal cancer in Anyang area of China. *Carcinogenesis*, **22**, 929-34.
- Li W, Ray RM, Gao DL, et al (2006). Occupational risk factors for nasopharyngeal cancer among female textile workers in Shanghai, China. *Occup Environ Med*, **63**, 39-44.
- Li XM, Li J, Tsuji I, et al (2008). Mass screening-based case-control study of diet and prostate cancer in Changchun, China. *Asian J Androl*, **10**, 551-60.
- Liao CC, Wang HY, Lin RS, Hsieh CY, Sung FC (2006). Addressing Taiwan's high incidence of cervical cancer: factors associated with the Nation's low compliance with Papanicolaou screening in Taiwan. *Public Health*, **120**, 1170-6.
- Liao ML, Chen ZW, Zheng Y, et al (2007). Incidence, time trend, survival, and predictive factors of lung cancer in Shanghai populations. *Zhonghua Yi Xue Za Zhi*, **87**, 1876-80.
- Liaw YP, Ting TF, Ho KK, Yang CF (2008). Cell type specificity of lung cancer associated with air pollution. *Sci Total Environ*, **395**, 23-7.
- Lim SE, Back M, Quek E, et al (2007). Clinical observations from a breast cancer registry in Asian women. *World J Surg*, **31**, 1387-92.
- Lin HY, Cheng CY, Hsu WM, Kao WH, Chou P (2006). Incidence of eyelid cancers in Taiwan: a 21-year review. *Ophthalmology*, **113**, 2101-7.
- Lin K, Shen ZY, Lu SH, Wu YN (2002). Intake of volatile N-nitrosamines and their ability to exogenously synthesize in the diet of inhabitants from high-risk area of esophageal cancer in southern China. *Biomed Environ Sci*, **15**, 277-82.

- Lin M, Yang LY, Li LJ, et al (2008). Genital human papillomavirus screening by gene chip in Chinese women of Guangdong province. *Aust N Z J Obstet Gynaecol*, **48**, 189-94.
- Lin RS, Lee WC (1992). Mortality trends of pancreatic cancer: an affluent type of cancer in Taiwan. *J Formos Med Assoc*, **91**, 1148-53.
- Lin WY, Chou YC, Wu MH, et al (2004). The MTHFR C677T polymorphism, estrogen exposure and breast cancer risk: a nested case-control study in Taiwan. *Anticancer Res*, **24**, 3863-8.
- Lin Y, Kikuchi S, Tamakoshi A, et al (2006). Dietary habits and pancreatic cancer risk in a cohort of middle-aged and elderly Japanese. *Nutr Cancer*, **56**, 40-9.
- Lin Y, Kikuchi S, Tamakoshi K, et al (2008a). Active smoking, passive smoking, and breast cancer risk: findings from the Japan Collaborative Cohort Study for Evaluation of Cancer Risk. *J Epidemiol*, **18**, 77-83.
- Lin Y, Kikuchi S, Tamakoshi A, et al; JACC Study Group (2007). Obesity, physical activity and the risk of pancreatic cancer in a large Japanese cohort. *Int J Cancer*, **120**, 2665-71.
- Lin Y, Kikuchi S, Tamakoshi A, et al; JACC Study Group (2008b). Green tea consumption and the risk of pancreatic cancer in Japanese adults. *Pancreas*, **37**, 25-30.
- Lin Y, Tamakoshi A, Hayakawa T, et al., (2005). Nutritional factors and risk of pancreatic cancer: a population-based case-control study based on direct interview in Japan. *J Gastroenterol*, **40**, 297-301.
- Lin Y, Tamakoshi A, Kawamura T, et al (2002a). A prospective cohort study of cigarette smoking and pancreatic cancer in Japan. *Cancer Causes Control*, **13**, 249-54.
- Lin Y, Tamakoshi A, Kawamura T, et al (2002b). Risk of pancreatic cancer in relation to alcohol drinking, coffee consumption and medical history: findings from the Japan collaborative cohort study for evaluation of cancer risk. *Int J Cancer*, **99**, 742-6.
- Lin Y, Tamakoshi A, Kikuchi S, et al (2004). Serum insulin-like growth factor-I, insulin-like growth factor binding protein-3, and the risk of pancreatic cancer death. *Int J Cancer*, **110**, 584-8.
- Lin YS, Jen YM, Wang BB, Lee JC, Kang BH (2005). Epidemiology of oral cavity cancer in Taiwan with emphasis on the role of betel nut chewing. *ORL J Otorhinolaryngol Reat Spec*, **67**, 230-6.
- Ling MP, Liao CM (2007). Risk characterization and exposure assessment in arseniasis-endemic areas of Taiwan. *Environ Int*, **33**, 98-107.
- Linos E, Spanos D, Rosner BA, et al (2008). Effects of reproductive and demographic changes on breast cancer incidence in China: a modeling analysis. *J Natl Cancer Inst*, **100**, 1352-60.
- Liu BQ, Jiang JM, Chen ZM, et al (2006). Relationship between smoking and risk of esophageal cancer in 103 areas in China: a large-scale case-control study incorporated into a nationwide survey of mortality. *Zhonghua Yi Xue Za Zhi*, **86**, 380-5 (in Chinese).
- Liu E, Sakoda LC, Gao YT, et al (2005). Aspirin use and risk of biliary tract cancer: a population-based study in Shanghai, China. *Cancer Epidemiol Biomarkers Prev*, **14**, 1315-8.
- Liu HE, Hsiao PY, Lee CC, Lee JA, Chen HY (2008). NAT2*7 allele is a potential risk factor for adult brain tumors in Taiwanese population. *Cancer Epidemiol Biomarkers Prev*, **17**, 661-5.
- Liu JH, Li HW, Tong M, Li M, Na YQ (2004). Genetic risk factors of prostate cancer in Han nationality population in Northern China and a preliminary study of the reason of racial difference in prevalence of prostate cancer. *Zhonghua Yi Xue Za Zhi*, **84**, 364-8 (in Chinese).
- Liu JH, Li HW, Wang JQ, et al (2003). Vitamin D receptor gene Bsm I polymorphism and the susceptibility to prostate cancer in northern Chinese Han population. *Zhonghua Nan Ke Xue*, **9**, 413-6 (in Chinese)
- Liu SS, Tsang PC, Chan KY, et al (2008). Distribution of six oncogenic types of human papillomavirus and type 16 integration analysis in Chinese women with cervical precancerous lesions and carcinomas. *Tumour Biol*, **29**, 105-13.
- Liu Y, Inoue M, Sobue T, Tsugane S (2005). Reproductive factors, hormone use and the risk of lung cancer among middle-aged never-smoking Japanese women: a large-scale population-based cohort study. *Int J Cancer*, **117**, 662-6.
- Liu Y, Kaneko S, Sobue T (2004a). Trends in reported incidences of gastric cancer by tumour location, from 1975 to 1989 in Japan. *Int J Epidemiol*, **33**, 808-15.
- Liu Y, Sobue T, Otani T, Tsugane S (2004b). Vegetables, fruit consumption and risk of lung cancer among middle-aged Japanese men and women: JPHC study. *Cancer Causes Control*, **15**, 349-57.
- Lu CM, Lan SJ, Lee YH, et al (1999). Tea consumption: fluid intake and bladder cancer risk in Southern Taiwan. *Urology*, **54**, 823-8.
- Lu H, Cai L, Mu LN, et al (2006a). Dietary mineral and trace element intake and squamous cell carcinoma of the esophagus in a Chinese population. *Nutr Cancer*, **55**, 63-70.
- Lu LJ, Anderson KE, Grady JJ, Kohen F, Nagamani M (2000). Decreased ovarian hormones during a soya diet: implications for breast cancer prevention. *Cancer Res*, **60**, 4112-21.
- Lu W, Pan K, Zhang L, et al (2005). Genetic polymorphisms of interleukin (IL)-1B, IL-1RN, IL-8, IL-10 and tumor necrosis factor {alpha} and risk of gastric cancer in a Chinese population. *Carcinogenesis*, **26**, 631-6.
- Lu XM, Monnier-Benoit S, Mo LZ, et al (2008). Human papillomavirus in esophageal squamous cell carcinoma of the high-risk Kazakh ethnic group in Xinjiang, China. *Eur J Surg Oncol*, **34**, 765-70.
- Lu XM, Yang T, Xu SY, et al (2006). Glutathione-S-transferase M1 polymorphisms on the susceptibility to esophageal cancer among three Chinese minorities: Kazakh, Tajik and Uygur. *World J Gastroenterol*, **12**, 7758-61.
- Luo J, Chia KS, Chia SE, et al (2007a). Secular trends of nasopharyngeal carcinoma incidence in Singapore, Hong Kong and Los Angeles Chinese populations, 1973-1997. *Eur J Epidemiol*, **22**, 513-21.
- Luo J, Inoue M, Iwasaki M, et al (2007b). Green tea and coffee intake and risk of pancreatic cancer in a large-scale, population-based cohort study in Japan (JPHC study). *Eur J Cancer Prev*, **16**, 542-8.
- Luo J, Iwasaki M, Inoue M, et al (2007c). Body mass index, physical activity and the risk of pancreatic cancer in relation to smoking status and history of diabetes: a large-scale population-based cohort study in Japan--the JPHC study. *Cancer Causes Control*. 2007 Aug;18(6):603-12.
- Luo RH, Zhao ZX, Zhou XY, Gao ZL, Yao JL (2005). Risk factors for primary liver carcinoma in Chinese population. *World J Gastroenterol*, **11**, 4431-4.
- Ma H, Hu Z, Wang H, et al (2009). ERCC6/CSB gene polymorphisms and lung cancer risk. *Cancer Lett*, **273**, 172-6.
- Mabuchi K, Soda M, Ron E, et al (1994). Cancer incidence in atomic bomb survivors. Part I: Use of the tumor registries in Hiroshima and Nagasaki for incidence studies. *Radiat Res*, **137** (2 Suppl), S1-16.
- Machida-Montani A, Sasazuki S, Inoue M, et al (2007). Atrophic gastritis, *Helicobacter pylori*, and colorectal cancer risk: a

- case-control study. *Helicobacter*, **12**, 328-32.
- Machida-Montani A, Sasazuki S, Inoue M, et al (2004). Association of *Helicobacter pylori* infection and environmental factors in non-cardia gastric cancer in Japan. *Gastric Cancer*, **7**, 46-53.
- Marugame T, Sobue T, Nakayama T, et al (2004). Filter cigarette smoking and lung cancer risk; a hospital-based case-control study in Japan. *Br J Cancer*, **90**, 646-51.
- Marugame T, Sobue T, Satoh H, et al (2005). Lung cancer death rates by smoking status: comparison of the Three-Prefecture Cohort study in Japan to the Cancer Prevention Study II in the USA. *Cancer Sci*, **96**, 120-6.
- Marumo K, Satomi Y, Miyao N, et al (2001). The prevalence of renal cell carcinoma: a nation-wide survey in Japan in 1997. *Int J Urol*, **8**, 359-65.
- Masaki M, Sugimori H, Nakamura K, Tadera M (2003). Dietary patterns and stomach cancer among middle-aged male workers in Tokyo. *Asian Pac J Cancer Prev*, **4**, 61-6.
- Matsubara A, Yasumoto H, Teishima J, et al (2006). Lower urinary tract symptoms and risk of prostate cancer in Japanese men. *Int J Urol*, **13**, 1098-102.
- Matsumoto K, Yasugi T, Oki A, et al (2003). Are smoking and chlamydial infection risk factors for CIN? Different results after adjustment for HPV DNA and antibodies. *Br J Cancer*, **89**, 831-3.
- Matsuo K, Hamajima N, Hirose K, et al (2001). Alcohol, smoking, and dietary status and susceptibility to malignant lymphoma in Japan: results of a hospital-based case-control study at Aichi Cancer Center. *Jpn J Cancer Res*, **92**, 1011-7.
- Matsuo K, Hamajima N, Suzuki R, et al (2004a). Methylentetrahydrofolate reductase gene (MTHFR) polymorphisms and reduced risk of malignant lymphoma. *Am J Hematol*, **77**, 351-7.
- Matsuo K, Hamajima N, Suzuki R, et al (2004b). Lack of association between DNA base excision repair gene XRCC1 Gln399Arg polymorphism and risk of malignant lymphoma in Japan. *Cancer Genet Cytogenet*, **149**, 77-80.
- Matsuo K, Hiraki A, Ito H, et al (2008). Soy consumption reduces the risk of non-small-cell lung cancers with epidermal growth factor receptor mutations among Japanese. *Cancer Sci*, **99**, 1202-8.
- Matsuo K, Kusano A, Sugumar A, et al (2004c). Effect of hepatitis C virus infection on the risk of non-Hodgkin's lymphoma: a meta-analysis of epidemiological studies. *Cancer Sci*, **95**, 745-52.
- Matsuo M (2003). Association between diabetes mellitus and hepatocellular carcinoma: results of a hospital- and community-based case-control study. *Kurume Med J*, **50**, 91-8.
- Matthews CE, Xu WH, Zheng W, et al (2005). Physical activity and risk of endometrial cancer: a report from the Shanghai endometrial cancer study. *Cancer Epidemiol Biomarkers Prev*, **14**, 779-85.
- McCracken M, Olsen M, Chen MS Jr, et al (2007). Cancer incidence, mortality, and associated risk factors among Asian Americans of Chinese, Filipino, Vietnamese, Korean, and Japanese ethnicities. *CA Cancer J Clin*, **57**, 190-205.
- McLaughlin JK, Gao YT, Gao RN, et al (1992). Risk factors for renal-cell cancer in Shanghai, China. *Int J Cancer*, **52**, 562-5.
- Minami Y, Nishino Y, Tsubono Y, Tsuji I, Hisamichi S (2006). Increase of colon and rectal cancer incidence rates in Japan: trends in incidence rates in Miyagi Prefecture, 1959-1997. *J Epidemiol*, **16**, 240-8.
- Minami Y, Tochigi T, Kawamura S, et al (2008). Height, urban-born and prostate cancer risk in Japanese men. *Jpn J Clin Oncol*, **38**, 205-13.
- Minami Y, Tsubono Y, Nishino Y, et al (2004). The increase of female breast cancer incidence in Japan: emergence of birth cohort effect. *Int J Cancer*, **108**, 901-6.
- Ming L, Thorgeirsson SS, Gail MH, et al (2002). Dominant role of hepatitis B virus and cofactor role of aflatoxin in hepatocarcinogenesis in Qidong, China. *Hepatology*, **36**, 1214-20.
- Miyamoto A, Kuriyama S, Nishino Y, et al (2007). Lower risk of death from gastric cancer among participants of gastric cancer screening in Japan: a population-based cohort study. *Prev Med*, **44**, 12-9.
- Miyayama N, Akaza H, Takashima N, et al (2003). Higher consumption of green tea may enhance equol production. *Asian Pac J Cancer Prev*, **4**, 297-301.
- Miyoshi Y, Funahashi T, Kihara S, et al (2003). Association of serum adiponectin levels with breast cancer risk. *Clin Cancer Res*, **9**, 5699-704.
- Mizokami M, Tanaka Y (2004). Molecular evolutionary analysis predicts the incidence of hepatocellular carcinoma in the United States and Japan. *Cancer Chemother Pharmacol*, **54 Suppl 1**, S83-6.
- Mizoue T, Inoue M, Tanaka K, et al; Research Group for the Development, Evaluation of Cancer Prevention Strategies in Japan (2006). Tobacco smoking and colorectal cancer risk: an evaluation based on a systematic review of epidemiologic evidence among the Japanese population. *Jpn J Clin Oncol*, **36**, 25-39.
- Mizoue T, Inoue M, Wakai K, et al (2008a). Alcohol drinking and colorectal cancer in Japanese: a pooled analysis of results from five cohort studies. *Am J Epidemiol*, **167**, 1397-406.
- Mizoue T, Kimura Y, Toyomura K, et al (2008b). Calcium, dairy foods, vitamin D, and colorectal cancer risk: the Fukuoka Colorectal Cancer Study. *Cancer Epidemiol Biomarkers Prev*, **17**, 2800-7.
- Mizoue T, Onoe Y, Moritake H, et al (2004). Residential proximity to high-voltage power lines and risk of childhood hematological malignancies. *J Epidemiol*, **14**, 118-23.
- Mizoue T, Tanaka K, Tsuji I, et al; Research Group for the Development and Evaluation of Cancer Prevention Strategies in Japan (2006). Alcohol drinking and colorectal cancer risk: an evaluation based on a systematic review of epidemiologic evidence among the Japanese population. *Jpn J Clin Oncol*, **36**, 582-97.
- Mizoue T, Yamaji T, Tabata S, et al (2005). Dietary patterns and colorectal adenomas in Japanese men: the Self-Defense Forces Health Study. *Am J Epidemiol*, **161**, 338-45.
- Moore MA, for the APOCPC/UICC-ARO Cancer Registration Consortium (2008). Cancer registration literature update (2006-2008). *Asian Pacific J Cancer Prev*, **9**, 165-82.
- Moore MA, Sobue T, Kuriki K, et al (2005a). Comparison of Japanese, American-Whites and African-Americans - pointers to risk factors to underlying distribution of tumours in the colorectum. *Asian Pacific J Cancer Prev*, **6**, 412-9.
- Moore MA, Sobue T, Tajima K, Kono S (2005b). What do cancer registry and household expenditure data in Japan tell us about variation in tumour burden. *Asian Pacific J Cancer Prev*, **6**, 427-36.
- Mori M, Saito S, Takagi S, Obara F, Ohnishi H, et al. A review of cohort studies on the association between history of diabetes mellitus and occurrence of cancer. *Asian Pacific J Cancer Prev* 2000;1:269-76.
- Mori M, Sakauchi F, Washio M, et al (2005). Survey for incidence of cancer as a measure of outcome in the JACC study. *J Epidemiol*, **15 Suppl 1**, S80-5.
- Morita M, Tabata S, Tajima O, et al (2008). Genetic polymorphisms of CYP2E1 and risk of colorectal adenomas

- in the Self Defense Forces Health Study. *Cancer Epidemiol Biomarkers Prev*, **17**, 1800-7.
- Morita T, Tabata S, Mineshita M, et al (2005). The metabolic syndrome is associated with increased risk of colorectal adenoma development: the Self-Defense Forces health study. *Asian Pac J Cancer Prev*, **6**, 485-9.
- Mu LN, Lu QY, Yu SZ, et al (2005). Green tea drinking and multigenetic index on the risk of stomach cancer in a Chinese population. *Int J Cancer*, **116**, 972-83.
- Mu LN, Cao W, Zhang ZF, et al (2007). Methylenetetrahydrofolate reductase (MTHFR) C677T and A1298C polymorphisms and the risk of primary hepatocellular carcinoma (HCC) in a Chinese population. *Cancer Causes Control*, **18**, 665-75.
- Muir CS, Waterhouse J, Mack T, Powell J, Whelan SL (Eds) (1987). *Cancer Incidence in Five Continents Vol. V*. IARC Scientific Publications No 88. IARC, Lyon.
- Munkhtaiwan A, Erdentuya S, Ozzi-Delger T (2001). History of cancer registration in the country of Mongolia. *Asian Pacific J Cancer Prev*, **2 (IACR Suppl)**, 47-50.
- Murata M, Takayama K, Fukuma S, et al (1988). A comparative epidemiologic study on geographic distributions of cancers of the lung and the large intestine in Japan. *Jpn J Cancer Res*, **79**, 1005-16.
- Myung SK, Bae WK, Oh SM, et al (2009). Green tea consumption and risk of stomach cancer: a meta-analysis of epidemiologic studies. *Int J Cancer*, **124**, 670-7.
- Nagano J, Kono S, Preston DL, Mabuchi K (2001). A prospective study of green tea consumption and cancer incidence, Hiroshima and Nagasaki (Japan). *Cancer Causes Control*, **12**, 501-8.
- Nagano J, Kono S, Preston DL, et al (2000). Bladder-cancer incidence in relation to vegetable and fruit consumption: a prospective study of atomic-bomb survivors. *Int J Cancer*, **86**, 132-8.
- Nagano J, Mabuchi K, Yoshimoto Y, et al (2007). A case-control study in Hiroshima and Nagasaki examining non-radiation risk factors for thyroid cancer. *J Epidemiol*, **17**, 76-85.
- Naganuma T, Kuriyama S, Kakizaki M, et al (2008). Coffee consumption and the risk of oral, pharyngeal, and esophageal cancers in Japan: the Miyagi Cohort Study. *Am J Epidemiol*, **168**, 1425-32.
- Naganuma T, Kuriyama S, Akhter M, et al (2007). Coffee consumption and the risk of colorectal cancer: a prospective cohort study in Japan. *Int J Cancer*, **120**, 1542-7.
- Nagao T, Warnakulasuriya S, Ikeda N, et al (2000). Oral cancer screening as an integral part of general health screening in Tokoname City, Japan. *J Med Screen*, **7**, 203-8.
- Nagao Y, Kawaguchi Y, Sugiyama Y, Saji S, Kashiki Y (2003). Relationship between mammographic density and the risk of breast cancer in Japanese women: a case-control study. *Breast Cancer*, **10**, 228-33.
- Nagata C, Kawakami N, Shimizu H (1997). Trends in the incidence rate and risk factors for breast cancer in Japan. *Breast Cancer Res Treat*, **44**, 75-82.
- Nagata C, Matsubara T, Fujita H, et al (2005). Mammographic density and the risk of breast cancer in Japanese women. *Br J Cancer*, **92**, 2102-6.
- Nagata C, Mizoue T, Tanaka K, et al (2007). Alcohol drinking and breast cancer risk: an evaluation based on a systematic review of epidemiologic evidence among the Japanese population. *Jpn J Clin Oncol*, **37**, 568-74.
- Nagata C, Nagao Y, Yamamoto S, et al (2008). Light exposure at night, urinary 6-sulfatoxymelatonin, and serum estrogens and androgens in postmenopausal Japanese women. *Cancer Epidemiol Biomarkers Prev*, **17**, 1418-23.
- Nagata C, Takatsuka N, Shimizu H, et al (2001). Effect of soy milk consumption on serum estrogen and androgen concentrations in Japanese men. *Cancer Epidemiol Biomarkers Prev*, **10**, 179-84.
- Nagata Y, Sonoda T, Mori M, et al (2007). Dietary isoflavones may protect against prostate cancer in Japanese men. *J Nutr*, **137**, 1974-9.
- Nakaji S, Shimoyama T, Umeda T, et al (2001). Dietary fiber showed no preventive effect against colon and rectal cancers in Japanese with low fat intake: an analysis from the results of nutrition surveys from 23 Japanese prefectures. *BMC Cancer*, **1**, 14.
- Nakaji S, Umeda T, Shimoyama T, et al (2003). Environmental factors affect colon carcinoma and rectal carcinoma in men and women differently. *Int J Colorectal Dis*, **18**, 481-6.
- Nakamura Y, Narukawa T, Yoshinaga J (2008). Cancer risk to Japanese population from the consumption of inorganic arsenic in cooked hijiki. *J Agric Food Chem*, **56**, 2536-40.
- Nan HM, Park JW, Song YJ, et al (2005). Kimchi and soybean pastes are risk factors of gastric cancer. *World J Gastroenterol*, **11**, 3175-81.
- Narita S, Tsuchiya N, Wang L, et al (2004). Association of lipoprotein lipase gene polymorphism with risk of prostate cancer in a Japanese population. *Int J Cancer*, **112**, 872-6.
- Nishi N, Ogurii S, Onoda T, et al (2005). Knowledge of smoking-related risks and opinions on tobacco control by smoking status and education level in Japan. *Nippon Kosho Eisei Zasshi*, **52**, 962-70.
- Nishii K, Ueoka H, Kiura K, et al (2001). A case-control study of lung cancer screening in Okayama Prefecture, Japan. *Lung Cancer*, **34**, 325-32.
- Nishino Y, Inoue M, Tsuji I, et al; Research Group for the Development and Evaluation of Cancer Prevention Strategies in Japan (2006). Tobacco smoking and gastric cancer risk: an evaluation based on a systematic review of epidemiologic evidence among the Japanese population. *Jpn J Clin Oncol*, **36**, 800-7.
- Nishino Y, Suzuki Y, Ohmori K, et al (2004). Cancer incidence profiles in the Miyagi Cohort Study. *J Epidemiol*, **14 Suppl 1**, S7-11.
- Nishino Y, Wakai K, Kondo T, et al (2006). Alcohol consumption and lung cancer mortality in Japanese men: results from Japan collaborative cohort (JACC) study. *J Epidemiol*, **16**, 49-56.
- Nishio K, Niwa Y, Toyoshima H, et al (2007). Consumption of soy foods and the risk of breast cancer: findings from the Japan Collaborative Cohort (JACC) Study. *Cancer Causes Control*, **18**, 801-8.
- Nitadori J, Inoue M, Iwasaki M, et al (Association between lung cancer incidence and family history of lung cancer: data from a large-scale population-based cohort study, the JPHC study. *Chest*, **130**, 968-75.
- Niwa Y, Wakai K, Suzuki S, et al; JACC Study Group (2005a). Cigarette smoking and the risk of ovarian cancer in the Japanese population: findings from the Japanese Collaborate Cohort study. *J Obstet Gynaecol Res*, **31**, 144-51.
- Niwa Y, Yatsuya H, Tamakoshi K, et al; JACC Study Group (2005b). Relationship between body mass index and the risk of ovarian cancer in the Japanese population: findings from the Japanese Collaborate Cohort (JACC) study. *J Obstet Gynaecol Res*, **31**, 452-8.
- Nobuta A, Asaka M, Sugiyama T, et al (2004). Helicobacter pylori infection in two areas in Japan with different risks for gastric cancer. *Aliment Pharmacol Ther*, **20 Suppl 1**, 1-6.
- Nomura E, Tsukuma H, Ajiki W, Ishikawa O, Oshima A (2006). Population-based study of the relationship between hospital surgical volume and 10-year survival of breast cancer patients in Osaka, Japan. *Cancer Sci*, **97**, 618-22.
- Oba S, Nagata C, Shimizu N, et al (2007). Soy product

- consumption and the risk of colon cancer: a prospective study in Takayama, Japan. *Nutr Cancer*, **57**, 151-7.
- Oba S, Shimizu N, Nagata C, et al (2006). The relationship between the consumption of meat, fat, and coffee and the risk of colon cancer: a prospective study in Japan. *Cancer Lett*, **244**, 260-7.
- Obara W, Suzuki Y, Kato K, et al (2007). Vitamin D receptor gene polymorphisms are associated with increased risk and progression of renal cell carcinoma in a Japanese population. *Int J Urol*, **14**, 483-7.
- Odongua N, Chae YM, Kim MR, Yun JE, Jee SH (2007). Associations between smoking, screening, and death caused by cervical cancer in Korean women. *Yonsei Med J*, **48**, 192-200.
- Oh JK, Franceschi S, Kim BK, et al (2009). Prevalence of human papillomavirus and Chlamydia trachomatis infection among women attending cervical cancer screening in the Republic of Korea. *Eur J Cancer Prev*, **18**, 56-61.
- Oh SW, Yoon YS, Shin SA (2005). Effects of excess weight on cancer incidences depending on cancer sites and histologic findings among men: Korea National Health Insurance Corporation Study. *J Clin Oncol*, **23**, 4742-54.
- Ohata K, Hamasaki K, Toriyama K, et al (2004). High viral load is a risk factor for hepatocellular carcinoma in patients with chronic hepatitis B virus infection. *J Gastroenterol Hepatol*, **19**, 670-5.
- Ohishi W, Fujiwara S, Cologne JB, et al (2008). Risk factors for hepatocellular carcinoma in a Japanese population: a nested case-control study. *Cancer Epidemiol Biomarkers Prev*, **17**, 846-54.
- Ohki T, Tateishi R, Sato T, et al (2008). Obesity is an independent risk factor for hepatocellular carcinoma development in chronic hepatitis C patients. *Clin Gastroenterol Hepatol*, **6**, 459-64.
- Ohsawa M, Shingu N, Miwa H, et al (1999). Risk of non-Hodgkin's lymphoma in patients with hepatitis C virus infection. *Int J Cancer*, **80**, 237-9.
- Okamoto N (2008). A history of the cancer registration system in Japan. *Int J Clin Oncol*, **13**, 90-6.
- Okamura C, Tsubono Y, Ito K, et al (2006). Lactation and risk of endometrial cancer in Japan: a case-control study. *Tohoku J Exp Med*, **208**, 109-15.
- Orito E, Mizokami M (2003). Hepatitis B virus genotypes and hepatocellular carcinoma in Japan. *Intervirology*, **46**, 408-12.
- Osawa Y, Osawa KK, Miyaishi A, et al (2007). NAT2 and CYP1A2 polymorphisms and lung cancer risk in relation to smoking status. *Asian Pac J Cancer Prev*, **8**, 103-8.
- Oshima A, Tsukuma H, Ajiki W, for the Research Group for Cancer Registration in Japan (2001). History of cancer registration in the country of Japan. *Asian Pacific J Cancer Prev*, **2 (IACR Suppl)**, 31-6.
- Otani T, Iwasaki M, Ishihara J, et al (2008). Dietary fiber intake and subsequent risk of colorectal cancer: the Japan Public Health Center-based prospective study. *Int J Cancer*, **119**, 1475-80.
- Otani T, Iwasaki M, Sasazuki S, et al (2008). Plasma folate and risk of colorectal cancer in a nested case-control study: the Japan Public Health Center-based prospective study. *Cancer Causes Control*, **19**, 67-74.
- Otani T, Iwasaki M, Sasazuki S, Inoue M, Tsugane S; Japan Public Health Center-based Prospective Study Group (2007). Plasma C-peptide, insulin-like growth factor-I, insulin-like growth factor binding proteins and risk of colorectal cancer in a nested case-control study: the Japan public health center-based prospective study. *Int J Cancer*, **120**, 2007-12.
- Otani T, Iwasaki M, Sasazuki S, Inoue M, Tsugane S; Japan Public Health Center-Based Prospective Study Group (2006). Plasma C-reactive protein and risk of colorectal cancer in a nested case-control study: Japan Public Health Center-based prospective study. *Cancer Epidemiol Biomarkers Prev*, **15**, 690-5.
- Otani T, Iwasaki M, Yamamoto S, et al (2003). Alcohol consumption, smoking, and subsequent risk of colorectal cancer in middle-aged and elderly Japanese men and women: Japan Public Health Center-based prospective study. *Cancer Epidemiol Biomarkers Prev*, **12**, 1492-500.
- Oyunsuren T, Kurbanov F, Tanaka Y, et al (2006a). High frequency of hepatocellular carcinoma in Mongolia; association with mono-, or co-infection with hepatitis C, B, and delta viruses. *J Med Virol*, **78**, 1688-95.
- Oyunsuren T, Sanduijav R, Davaadorj D, Nansalma D (2006b). Hepatocellular carcinoma and its early detection by AFP testing in Mongolia. *Asian Pac J Cancer Prev*, **7**, 460-2.
- Ozasa K, Nakao M, Watanabe Y, et al; JACC Study Group (2004). Serum phytoestrogens and prostate cancer risk in a nested case-control study among Japanese men. *Cancer Sci*, **95**, 65-71.
- Ozasa K, Watanabe Y, Ito Y, et al (2001). Dietary habits and risk of lung cancer death in a large-scale cohort study (JACC Study) in Japan by sex and smoking habit. *Jpn J Cancer Res*, **92**, 1259-69.
- Pan CH, Chan CC, Wu KY (2008). Effects on Chinese restaurant workers of exposure to cooking oil fumes: a cautionary note on urinary 8-hydroxy-2'-deoxyguanosine. *Cancer Epidemiol Biomarkers Prev*, **17**, 3351-7.
- Pan QJ, Roth MJ, Guo HQ, et al (2008). Cytologic detection of esophageal squamous cell carcinoma and its precursor lesions using balloon samplers and liquid-based cytology in asymptomatic adults in Linxian, China. *Acta Cytol*, **52**, 14-23.
- Park JY, Lee SY, Jeon HS, et al (2002). Polymorphism of the DNA repair gene XRCC1 and risk of primary lung cancer. *Cancer Epidemiol Biomarkers Prev*, **11**, 23-7.
- Park S, Bae J, Nam BH, Yoo KY (2008). Aetiology of cancer in Asia. *Asian Pac J Cancer Prev*, **9**, 371-80.
- Park S, Hur HK, Kim G, Song H (2007). Knowledge, barriers, and facilitators of Korean women and their spouses in the contemplation stage of breast self-examination. *Cancer Nurs*, **30**, 78-84.
- Park SK, Ha M, Im HJ (2004). Ecological study on residences in the vicinity of AM radio broadcasting towers and cancer death: preliminary observations in Korea. *Int Arch Occup Environ Health*, **77**, 387-94.
- Park SK, Yim DS, Yoon KS, et al (2004). Combined effect of GSTM1, GSTT1, and COMT genotypes in individual breast cancer risk. *Breast Cancer Res Treat*, **88**, 55-62.
- Park SK, Yoo KY, Lee SJ, et al (2000). Alcohol consumption, glutathione S-transferase M1 and T1 genetic polymorphisms and breast cancer risk. *Pharmacogenetics*, **10**, 301-9.
- Parkin DM, Muir CS, Whelan SL, et al (Eds) (1992). Cancer Incidence in Five Continents Vol. VI. IARC Scientific Publications No 120. IARC, Lyon.
- Parkin DM, Whelan SL, Ferlay J, Raymond L, Young J (Eds) (1997). Cancer Incidence in Five Continents Vol. VII. IARC Scientific Publications No 143. IARC, Lyon.
- Parkin, DM, Whelan SL, Ferlay J, Teppo L, Thomas DB (Eds) (2002). Cancer Incidence in Five Continents Vol. VIII. IARC Scientific Publications No 155. IARC, Lyon.
- Parkin DM, Vatanasapt V (Eds)(2001). Cancer registration in Asia in the year 2000: Past present and future. *Asian Pacific J Cancer Prev*, **2 (IACR Suppl)**, S1-89.
- Persson C, Inoue M, Sasazuki S, et al (2008). Female reproductive factors and the risk of gastric cancer in a large-

- scale population-based cohort study in Japan (JPHC study). *Eur J Cancer Prev*, **17**, 345-53.
- Persson C, Sasazuki S, Inoue M, et al; JPHC Study Group (2008). Plasma levels of carotenoids, retinol and tocopherol and the risk of gastric cancer in Japan: a nested case-control study. *Carcinogenesis*, **29**, 1042-8.
- Pham TM, Fujino Y, Ide R, et al (2006). Prospective study of vegetable consumption and liver cancer in Japan. *Int J Cancer*, **119**, 2408-11.
- Qian Y, Fan JG (2005). Obesity, fatty liver and liver cancer. *Hepatobiliary Pancreat Dis Int*, **4**, 173-7.
- Qin LQ, Xu JY, Wang PY, Hoshi K (2006). Soyfood intake in the prevention of breast cancer risk in women: a meta-analysis of observational epidemiological studies. *J Nutr Sci Vitaminol*, **52**, 428-36.
- Rosenblatt KA, Gao DL, Ray RM, Nelson ZC, Thomas DB (2004). Contraceptive methods and induced abortions and their association with the risk of colon cancer in Shanghai, China. *Eur J Cancer*, **40**, 590-3.
- Saeki T, Sano M, Komoike Y, et al (2008). No increase of breast cancer incidence in Japanese women who received hormone replacement therapy: overview of a case-control study of breast cancer risk in Japan. *Int J Clin Oncol*, **13**, 8-11.
- Sagae S, Mori M, Moore MA (2002). Risk factors for ovarian cancers: Do subtypes require separate treatment in epidemiological studies? *Asian Pacific J Cancer Prev*, **3**, 5-16.
- Sagawa M, Tsubono Y, Saito Y, et al (2001). A case-control study for evaluating the efficacy of mass screening program for lung cancer in Miyagi Prefecture, Japan. *Cancer*, **92**, 588-94.
- Saito H (2006). Colorectal cancer screening using immunochemical faecal occult blood testing in Japan. *J Med Screen*, **13 Suppl 1**, S6-7.
- Sakauchi F, Khan MM, Mori M, et al (2007). Dietary habits and risk of ovarian cancer death in a large-scale cohort study (JACC study) in Japan. *Nutr Cancer*, **57**, 138-45.
- Sasagawa T, Basha W, Yamazaki H, Inoue M (2001). High-risk and multiple human papillomavirus infections associated with cervical abnormalities in Japanese women. *Cancer Epidemiol Biomarkers Prev*, **10**, 45-52.
- Sasaki T, Horikawa M, Orikasa K, et al (2008). Possible relationship between the risk of Japanese bladder cancer cases and the CYP4B1 genotype. *Jpn J Clin Oncol*, **38**, 634-40.
- Sasazuki S, Inoue M, Iwasaki M, et al (2006). Effect of *Helicobacter pylori* infection combined with CagA and pepsinogen status on gastric cancer development among Japanese men and women: a nested case-control study. *Cancer Epidemiol Biomarkers Prev*, **15**, 1341-7.
- Sasazuki S, Inoue M, Hanaoka T, et al (2004). Green tea consumption and subsequent risk of gastric cancer by subsite: the JPHC Study. *Cancer Causes Control*, **15**, 483-91.
- Sasazuki S, Sasaki S, Tsugane S; Japan Public Health Center Study Group (2002). Cigarette smoking, alcohol consumption and subsequent gastric cancer risk by subsite and histologic type. *Int J Cancer*, **101**, 560-6.
- Sasazuki S, Inoue M, Hanaoka T, et al (2004). Green tea consumption and subsequent risk of gastric cancer by subsite: the JPHC Study. *Cancer Causes Control*, **15**, 483-91.
- Sasazuki S, Inoue M, Miura T, Iwasaki M, Tsugane S; Japan Public Health Center-based Prospective Study Group (2008). Plasma tea polyphenols and gastric cancer risk: a case-control study nested in a large population-based prospective study in Japan. *Cancer Epidemiol Biomarkers Prev*, **17**, 343-51.
- Sato F, Shimazu T, Kuriyama S, et al (2008). Fish intake and the risk of prostate cancer in Japan: a prospective cohort study. *Nippon Hinyokika Gakkai Zasshi*, **99**, 14-21.
- Sato S, Yokoyama Y, Sakamoto T, Futagami M, Saito Y (2000). Usefulness of mass screening for ovarian carcinoma using transvaginal ultrasonography. *Cancer*, **89**, 582-8.
- Sato Y, Tsubono Y, Nakaya N, et al (2005). Fruit and vegetable consumption and risk of colorectal cancer in Japan: The Miyagi Cohort Study. *Public Health Nutr*, **8**, 309-14.
- Sato Y, Nakaya N, Kuriyama S, et al (2006). Meat consumption and risk of colorectal cancer in Japan: the Miyagi Cohort Study. *Eur J Cancer Prev*, **15**, 211-8.
- Satoh S, Tsuchiya N, Habuchi T, et al (2005). Renal cell and transitional cell carcinoma in a Japanese population undergoing maintenance dialysis. *J Urol*, **174**, 1749-53.
- Seino T, Nakadaira H, Endoh K, Yamamoto M (2006). Descriptive epidemiologic studies on geographical clusterings of pancreatic cancer mortality and incidence--an analysis in Niigata, Japan. *Nippon Eiseigaku Zasshi*, **61**, 366-74 (in Japanese).
- Setiawan VW, Yu GP, Lu QY, et al (2005). Allium vegetables and stomach cancer risk in China. *Asian Pac J Cancer Prev*, **6**, 387-95.
- Shannon J, King IB, Moshofsky R, et al (2007). Erythrocyte fatty acids and breast cancer risk: a case-control study in Shanghai, China. *Am J Clin Nutr*, **85**, 1090-7.
- Shao J, Gu M, Xu Z, Hu Q, Qian L (2007). Polymorphisms of the DNA gene XPD and risk of bladder cancer in a Southeastern Chinese population. *Cancer Genet Cytogenet*, **177**, 30-6.
- Sharp GB, Lagarde F, Mizuno T, et al (2005). Relationship of hepatocellular carcinoma to soya food consumption: a cohort-based, case-control study in Japan. *Int J Cancer*, **115**, 290-5.
- Shen H, Newmann AS, Hu Z, et al (2005). Methylene-tetrahydrofolate reductase polymorphisms/haplotypes and risk of gastric cancer: a case-control analysis in China. *Oncol Rep*, **13**, 355-60.
- Shen M, Chapman RS, He X, et al (2008). Dietary factors, foodcontamination and lung cancer risk in Xuanwei, China. *Lung Cancer*, **61**, 275-82.
- Shen Y, Li DK, Wu J, Zhang Z, Gao E (2006). Joint effects of the CYP1A1 MspI, ERalpha PvuII, and ERalpha XbaI polymorphisms on the risk of breast cancer: results from a population-based case-control study in Shanghai, China. *Cancer Epidemiol Biomarkers Prev*, **15**, 342-7.
- Shi JF, Qiao YL, Smith JS, et al (2008). Epidemiology and prevention of human papillomavirus and cervical cancer in China and Mongolia. *Vaccine*, **26 Suppl 12**, M53-9.
- Shi X, Zhou S, Wang Z, Zhou Z, Wang Z (2008). CYP1A1 and GSTM1 polymorphisms and lung cancer risk in Chinese populations: a meta-analysis. *Lung Cancer*, **59**, 155-63.
- Shibata A, Matsuda T, Ajiki W, Sobue T (2008) Trend in incidence of adenocarcinoma of the esophagus in Japan, 1993-2001. *Jpn J Clin Oncol*, **38**, 464-8.
- Shikata K, Kiyohara Y, Kubo M, et al (2006). A prospective study of dietary salt intake and gastric cancer incidence in a defined Japanese population: the Hisayama study. *Int J Cancer*, **119**, 196-201.
- Shikata K, Doi Y, Yonemoto K, et al (2008). Population-based prospective study of the combined influence of cigarette smoking and *Helicobacter pylori* infection on gastric cancer incidence: the Hisayama Study. *Am J Epidemiol*, **168**, 1409-15.
- Shimazu T, Inoue M, Sasazuki S, et al; JPHC Study Group Members of the Japan Public Health Center-based Prospective Study (2008). Coffee consumption and risk of endometrial cancer: a prospective study in Japan. *Int J Cancer*, **123**, 2406-10.
- Shimazu T, Inoue M, Sasazuki S, et al; Japan Public Health

- Center-based Prospective Study Group (2008). Alcohol and risk of lung cancer among Japanese men: data from a large-scale population-based cohort study, the JPHC study. *Cancer Causes Control*, **19**, 1095-102.
- Shimazu T, Tsubono Y, Kuriyama S, et al (2005). Coffee consumption and the risk of primary liver cancer: pooled analysis of two prospective studies in Japan. *Int J Cancer*, **116**, 150-4.
- Shimazu T, Tsuji I, Inoue M, et al; Research Group for the Development and Evaluation of Cancer Prevention Strategies in Japan (2008). Alcohol drinking and gastric cancer risk: an evaluation based on a systematic review of epidemiologic evidence among the Japanese population. *Jpn J Clin Oncol*, **38**, 8-25.
- Shimizu N, Nagata C, Shimizu H, et al (2003). Height, weight, and alcohol consumption in relation to the risk of colorectal cancer in Japan: a prospective study. *Br J Cancer*, **88**, 1038-43.
- Shimizu M, Fukutomi Y, Ninomiya M, et al (2008). Green tea extracts for the prevention of metachronous colorectal adenomas: a pilot study. *Cancer Epidemiol Biomarkers Prev*, **17**, 3020-5.
- Shin A, Lee KM, Ahn B, et al (2008). Genotype-phenotype relationship between DNA repair gene genetic polymorphisms and DNA repair capacity. *Asian Pac J Cancer Prev*, **9**, 501-5.
- Shin HR (2008). Global activity of cancer registries and cancer control and cancer incidence statistics in Korea. *J Prev Med Pub Health*, **41**, 84-91 (in Korean).
- Shin HR, Lee DH, Herrero R, et al (2003). Prevalence of human papillomavirus infection in women in Busan, South Korea. *Int J Cancer*, **103**, 413-21.
- Shin HR, Lee CU, Park HJ, et al (1996). Hepatitis B and C virus, *Clonorchis sinensis* for the risk of liver cancer: a case-control study in Pusan, Korea. *Int J Epidemiol*, **25**, 933-40.
- Shin HR, Park S, Hwang SY, et al (2008). Trends in cervical cancer mortality in Korea 1993-2002: corrected mortality using national death certification data and national cancer incidence data. *Int J Cancer*, **122**, 393-7.
- Shin MH, Lee KM, Yang JH, et al (2005). Genetic polymorphism of CYP17 and breast cancer risk in Korean women. *Exp Mol Med*, **37**, 11-7.
- Shin MH, Oh HK, Ahn YO (2008). Ten year trend of cancer incidence in Seoul, Korea: 1993--2002. *J Prev Med Public Health*, **41**, 92-9.
- Shrubsole MJ, Lu W, Chen Z, et al (2009). Drinking green tea modestly reduces breast cancer risk. *J Nutr*, **139**, 310-316.
- Shu XO, Hatch MC, Zheng W, Gao YT, Brinton LA (1993a). Physical activity and risk of endometrial cancer. *Epidemiology*, **4**, 342-9.
- Shu XO, Jin F, Dai Q, et al (2001). Soyfood intake during adolescence and subsequent risk of breast cancer among Chinese women. *Cancer Epidemiol Biomarkers Prev*, **10**, 483-8.
- Shu XO, Zheng W, Potischman N, et al (1993b). A population-based case-control study of dietary factors and endometrial cancer in Shanghai, People's Republic of China. *Am J Epidemiol*, **137**, 155-65.
- Shuyama K, Castillo A, Aguayo F, et al (2007). Human papillomavirus in high- and low-risk areas of oesophageal squamous cell carcinoma in China. *Br J Cancer*, **96**, 1554-9.
- Smith M, Zhou M, Whitlock G, et al (2008). Esophageal cancer and body mass index: results from a prospective study of 220,000 men in China and a meta-analysis of published studies. *Int J Cancer*, **122**, 1604-10.
- Sobue T (2008). Current activities and future directions of the cancer registration system in Japan. *Int J Clin Oncol*, **13**, 97-101.
- Sobue T, Ajiki W, Tsukuma H, et al (1999). Trends of lung cancer incidence by histologic type: a population-based study in Osaka, Japan. *Jpn J Cancer Res*, **90**, 6-15.
- Sobue T, Tsukuma H, Oshima A, et al (1999). Lung cancer incidence rates by histologic type in high- and low-risk areas; a population-based study in Osaka, Okinawa, and Saku Nagano, Japan. *J Epidemiol*, **9**, 134-42.
- Sobue T, Yamamoto S, Hara M, et al; JPHC Study Group (2002). Cigarette smoking and subsequent risk of lung cancer by histologic type in middle-aged Japanese men and women: the JPHC study. *Int J Cancer*, **99**, 245-51.
- Soda H, Oka M, Soda M, et al (2000). Birth cohort effects on incidence of lung cancers: a population-based study in Nagasaki, Japan. *Jpn J Cancer Res*, **91**, 960-5.
- Song C, Ahn H, Lee MS, et al; Korean Urological Oncology Society (2008). Mass screening for prostate cancer in Korea: a population based study. *J Urol*, **180**, 1949-52; discussion 1952-3.
- Song F, He M, Li H, et al (2008). A cancer incidence survey in Tianjin: the third largest city in China-between 1981 and 2000. *Cancer Causes Control*, **19**, 443-50.
- Song YM, Sung J, Cho HJ (2008a). Reduction and cessation of cigarette smoking and risk of cancer: a cohort study of Korean men. *J Clin Oncol*, **26**, 5101-6.
- Song YM, Sung J, Ha M (2008b). Obesity and risk of cancer in postmenopausal Korean women. *J Clin Oncol*, **26**, 3395-402.
- Sonoda T, Nagata Y, Mori M, et al (2004). A case-control study of diet and prostate cancer in Japan: possible protective effect of traditional Japanese diet. *Cancer Sci*, **95**, 238-42.
- Su M, Liu M, Tian DP, et al (2007). Temporal trends of esophageal cancer during 1995-2004 in Nanao Island, an extremely high-risk area in China. *Eur J Epidemiol*, **22**, 43-8.
- Sugawara T, Nomura E, Sagawa T, Sakuragi N, Fujimoto S (2003). CYP1A1 polymorphism and risk of gynecological malignancy in Japan. *Int J Gynecol Cancer*, **13**, 785-90.
- Suh JS, Yoo KY, Kwon OJ, et al (1996). Menstrual and reproductive factors related to the risk of breast cancer in Korea. Ovarian hormone effect on breast cancer. *J Korean Med Sci*, **11**, 501-8.
- Sun CL, Yuan JM, Wang XL, et al (2004). Dietary soy and increased risk of bladder cancer: a prospective cohort study of men in Shanghai, China. *Int J Cancer*, **112**, 319-23.
- Sung NY, Choi KS, Park EC, et al (2007). Smoking, alcohol and gastric cancer risk in Korean men: the National Health Insurance Corporation Study. *Br J Cancer*, **97**, 700-4.
- Suzuki T, Matsuo K, Hiraki A, et al (2007). Impact of one-carbon metabolism-related gene polymorphisms on risk of lung cancer in Japan: a case control study. *Carcinogenesis*, **28**, 1718-25.
- Suzuki T, Matsuo K, Hirose K, et al (2008a). One-carbon metabolism-related gene polymorphisms and risk of breast cancer. *Carcinogenesis*, **29**, 356-62.
- Suzuki T, Matsuo K, Hasegawa Y, et al (2008b). Anthropometric factors at age 20 years and risk of thyroid cancer. *Cancer Causes Control*, **19**, 1233-42.
- Suzuki T, Matsuo K, Tsunoda N, et al (2008c). Effect of soybean on breast cancer according to receptor status: a case-control study in Japan. *Int J Cancer*, **123**, 1674-80.
- Suzuki T, Matsuo K, Sawaki A, et al (2008d). Alcohol drinking and one-carbon metabolism-related gene polymorphisms on pancreatic cancer risk. *Cancer Epidemiol Biomarkers Prev*, **17**, 2742-7.
- Suzuki T, Wakai K, Matsuo K, et al (2006). Effect of dietary

- antioxidants and risk of oral, pharyngeal and laryngeal squamous cell carcinoma according to smoking and drinking habits. *Cancer Sci*, **97**, 760-7.
- Tajima K, Hirose K, Inoue M, et al (2000). A model of practical cancer prevention for out-patients visiting a hospital: the Hospital-based Epidemiologic Research Program at Aichi Cancer Center (HERPACC). *Asian Pac J Cancer Prev*, **1**, 35-47.
- Takada H, Ohsawa T, Iwamoto S, et al (2002). Changing site distribution of colorectal cancer in Japan. *Dis Colon Rectum*, **45**, 1249-54.
- Takahashi I, Matsuzaka M, Umeda T, et al (2008). Differences in the influence of tobacco smoking on lung cancer between Japan and the USA: possible explanations for the 'smoking paradox' in Japan. *Public Health*, **122**, 891-6.
- Takebayashi T, Varsier N, Kikuchi Y, et al (2008). Mobile phone use, exposure to radiofrequency electromagnetic field, and brain tumour: a case-control study. *Br J Cancer*, **98**, 652-9.
- Takezaki T, Gao CM, Wu JZ, et al (2001). Dietary protective and risk factors for esophageal and stomach cancers in a low-epidemic area for stomach cancer in Jiangsu Province, China: comparison with those in a high-epidemic area. *Jpn J Cancer Res*, **92**, 1157-65.
- Takezaki T, Hirose K, Inoue M, et al (2001). Dietary factors and lung cancer risk in Japanese: with special reference to fish consumption and adenocarcinomas. *Br J Cancer*, **84**, 1199-206.
- Takezaki T, Inoue M, Kataoka H, et al (2003). Diet and lung cancer risk from a 14-year population-based prospective study in Japan: with special reference to fish consumption. *Nutr Cancer*, **45**, 160-7.
- Takezaki T, Shinoda M, Hatooka S, et al (2000). Subsite-specific risk factors for hypopharyngeal and esophageal cancer (Japan). *Cancer Causes Control*, **11**, 597-608.
- Tamakoshi A; Japan Collaborative Cohort Study for Evaluation of Cancer (2007). Overview of the Japan Collaborative Cohort Study for Evaluation of Cancer (JACC). *Asian Pac J Cancer Prev*, **8 Suppl**, 1-8.
- Tamakoshi K, Yatsuya H, Wakai K, et al; JACC Study Group (2005). Impact of menstrual and reproductive factors on breast cancer risk in Japan: results of the JACC study. *Cancer Sci*, **96**, 57-62.
- Tamakoshi K, Wakai K, Kojima M, et al (2004b). A prospective study of body size and colon cancer mortality in Japan: The JACC Study. *Int J Obes Relat Metab Disord*, **28**, 551-8.
- Tamakoshi K, Wakai K, Kojima M, et al (2004a). A prospective study of reproductive and menstrual factors and colon cancer risk in Japanese women: findings from the JACC study. *Cancer Sci*, **95**, 602-7.
- Tanaka H, Imai Y, Hiramatsu N, et al (2008). Declining incidence of hepatocellular carcinoma in Osaka, Japan, from 1990 to 2003. *Ann Intern Med*, **148**, 820-6.
- Tanaka H, Tsukuma H, Tomita S, et al (1999). Time trends of incidence for cutaneous melanoma among the Japanese population: an analysis of Osaka Cancer Registry data, 1964-95. *J Epidemiol*, **9 (6 Suppl)**, S129-35.
- Tanaka K, Hara M, Sakamoto T, et al (2007). Inverse association between coffee drinking and the risk of hepatocellular carcinoma: a case-control study in Japan. *Cancer Sci*, **98**, 214-8.
- Tanaka K, Tsuji I, Wakai K, et al; Research Group for the Development and Evaluation of Cancer Prevention Strategies in Japan (2008). Alcohol drinking and liver cancer risk: an evaluation based on a systematic review of epidemiologic evidence among the Japanese population. *Jpn J Clin Oncol*, **38**, 816-38.
- Tanaka T, Nagata C, Oba S, Takatsuka N, Shimizu H (2007). Prospective cohort study of body mass index in adolescence and death from stomach cancer in Japan. *Cancer Sci*, **98**, 1785-9.
- Tanaka Y, Hanada K, Mizokami M, et al (2002). Inaugural Article: A comparison of the molecular clock of hepatitis C virus in the United States and Japan predicts that hepatocellular carcinoma incidence in the United States will increase over the next two decades. *Proc Natl Acad Sci U S A*, **99**, 15584-9.
- Tay SK, Ngan HY, Chu TY, Cheung AN, Tay EH (2008). Epidemiology of human papillomavirus infection and cervical cancer and future perspectives in Hong Kong, Singapore and Taiwan. *Vaccine*, **26 Suppl 12**, M60-70.
- Thomas DB, Gao DL, Ray RM, et al (2002). Randomized trial of breast self-examination in Shanghai: final results. *J Natl Cancer Inst*, **94**, 1445-57.
- Tian J, Chen JS (2006). Time trends of incidence of digestive system cancers in Changle of China during 1988-2002. *World J Gastroenterol*, **12**, 4569-71.
- Tokui N, Yoshimura T, Fujino Y, et al; JACC Study Group (2005). Dietary habits and stomach cancer risk in the JACC Study. *J Epidemiol*, **15 Suppl 2**, S98-108.
- Toyomura K, Yamaguchi K, Kawamoto H, et al (2004). Relation of cigarette smoking and alcohol use to colorectal adenomas by subsite: the self-defense forces health study. *Cancer Sci*, **95**, 72-6.
- Tsai JF, Chuang LY, Jeng JE, et al (2001). Betel quid chewing as a risk factor for hepatocellular carcinoma: a case-control study. *Br J Cancer*, **84**, 709-13.
- Tsai SS, Tiao MM, Kuo HW, Wu TN, Yang CY (2009). Association of bladder cancer with residential exposure to petrochemical air pollutant emissions in Taiwan. *J Toxicol Environ Health A*, **72**, 53-9.
- Sun XB, Lian SY, Liu ZC, Liu SZ, Li BY, Quan PL, Lu JB (2007). The trends on the mortality for esophagus and stomach cancers in Linzhou city from 1988 to 2003. *Zhonghua Yu Fang Yi Xue Za Zhi*, **41 Suppl**, 66-9 (in Chinese).
- Sung TI, Wang JD, Chen PC (2007). Increased risk of cancer in the offspring of female electronics workers. *Reprod Toxicol*, 2007 Sep 4
- Suzuki G, Cullings H, Fujiwara S, et al (2007). Low-positive antibody titer against *Helicobacter pylori* cytotoxin-associated gene A (CagA) may predict future gastric cancer better than simple seropositivity against *H. pylori* CagA or against *H. pylori*. *Cancer Epidemiol Biomarkers Prev*, **16**, 1224-8.
- Suzuki S, Kojima M, Tokudome S, et al (2008). Effect of physical activity on breast cancer risk: Findings of the Japan Collaborative Cohort Study. *Cancer Epidemiol Biomarkers Prev*, **17**, 3396-401.
- Suzuki T, Matsuo K, Hasegawa Y, et al (2008a). Anthropometric factors at age 20 years and risk of thyroid cancer. *Cancer Causes Control*, **19**, 1233-42.
- Suzuki T, Matsuo K, Sawaki A, et al (2008b). Alcohol drinking and one-carbon metabolism-related gene polymorphisms on pancreatic cancer risk. *Cancer Epidemiol Biomarkers Prev*, **17**, 2742-7.
- Suzuki Y, Tsubono Y, Nakaya N, et al (2005). Green tea and the risk of colorectal cancer: pooled analysis of two prospective studies in Japan. *J Epidemiol*, **15**, 118-24.
- Tabata N, Ohno Y, Matsui R, et al (2008). Partial cancer prevalence in Japan up to 2020: estimates based on incidence and survival data from population-based cancer registries. *Jpn J Clin Oncol*, **38**, 146-57.
- Takada H, Ohsawa T, Iwamoto S, et al (2002). Changing site distribution of colorectal cancer in Japan. *Dis Colon Rectum*, **45**, 1249-54.

- Takahashi H, Kuriyama S, Tsubono Y, et al (2007). Time spent walking and risk of colorectal cancer in Japan: the Miyagi Cohort study. *Eur J Cancer Prev*, **16**, 403-8.
- Takahashi H, Okada M, Kano K (2001). Age-period-cohort analysis of lung cancer mortality in Japan, 1960-1995. *J Epidemiol*, **11**, 151-9.
- Tanaka H, Imai Y, Hiramatsu N, et al (2008). Declining incidence of hepatocellular carcinoma in Osaka, Japan, from 1990 to 2003. *Ann Intern Med*, **148**, 820-6.
- Tanaka H, Tsukuma H, Tomita S, et al (1999). Time trends of incidence for cutaneous melanoma among the Japanese population: an analysis of Osaka Cancer Registry data, 1964-95. *J Epidemiol*, **9 (Suppl)**, S129-35.
- Tao MH, Cai Q, Xu WH, et al (2006). Cytochrome P450 1B1 and catechol-O-methyltransferase genetic polymorphisms and endometrial cancer risk in Chinese women. *Cancer Epidemiol Biomarkers Prev*, **15**, 2570-3.
- Tao MH, Cai Q, Zhang ZF, et al (2007). Polymorphisms in the CYP19A1 (aromatase) gene and endometrial cancer risk in Chinese women. *Cancer Epidemiol Biomarkers Prev*, **16**, 943-9.
- Tao MH, Xu WH, Zheng W, et al (2005). A case-control study in Shanghai of fruit and vegetable intake and endometrial cancer. *Br J Cancer*, **92**, 2059-64.
- Tao MH, Xu WH, Zheng W, et al (2006). Oral contraceptive and IUD use and endometrial cancer: a population-based case-control study in Shanghai, China. *Int J Cancer*, **119**, 2142-7.
- Tatemichi M, Sasazuki S, Inoue M, Tsugane S; Japan Public Health Center Study Group (2008). Different etiological role of *Helicobacter pylori* (Hp) infection in carcinogenesis between differentiated and undifferentiated gastric cancers: a nested case-control study using IgG titer against Hp surface antigen. *Acta Oncol*, **47**, 360-5.
- The Research Group for Population-based Cancer Registration in Japan (2000). Cancer incidence and incidence rates in Japan in 1995: estimates based on data from nine population-based cancer registries. *Jpn J Clin Oncol*, **30**, 318-21.
- Toyoda Y, Nakayama T, Ioka A, Tsukuma H (2008). Trends in lung cancer incidence by histological type in Osaka, Japan. *Jpn J Clin Oncol*, **38**, 534-9.
- Toyomura K, Yamaguchi K, Kawamoto H, et al (2004). Relation of cigarette smoking and alcohol use to colorectal adenomas by subsite: the self-defense forces health study. *Cancer Sci*, **95**, 72-6.
- Tran GD, Sun XD, Abnet CC, et al (2005). Prospective study of risk factors for esophageal and gastric cancers in the Linxian general population trial cohort in China. *Int J Cancer*, **113**, 456-63.
- Tse LA, Yu IT, Mang OW (2007). Time trends of esophageal cancer in Hong Kong: age, period and birth cohort analyses. *Int J Cancer*, **120**, 853-8.
- Tsubono Y, Otani T, Kobayashi M, et al ; JPHC Study Group (2005). No association between fruit or vegetable consumption and the risk of colorectal cancer in Japan. *Br J Cancer*, **92**, 1782-4.
- Tsukada H, Kurita Y, Yokoyama A, et al (2001). An evaluation of screening for lung cancer in Niigata Prefecture, Japan: a population-based case-control study. *Br J Cancer*, **85**, 1326-31.
- Tsukuma H, Ajiki W, Oshima A (2004). Cancer incidence in Japan. *Gan To Kagaku Ryoho*, **31**, 840-6 (in Japanese).
- Tsukuma H, Tanaka H, Ajiki W, Oshima A (2005). Liver cancer and its prevention. *Asian Pac J Cancer Prev*, **6**, 244-50.
- Uchida K, Takeshima H, Akaza H, Ono Y (2000). Screening for prostate cancer using prostate-specific antigen alone as a first-line checkup parameter: results of the health checkup system. *Jpn J Clin Oncol*, **30**, 95-100.
- Wada S, Yoshimura R, Masuda C, et al (2001). Are tobacco use and urine pH indicated as risk factors for bladder carcinoma? *Int J Urol*, **8**, 106-9.
- Wakai K (2005). Descriptive epidemiology of prostate cancer in Japan and Western countries. *Nippon Rinsho*, **63**, 207-12 (in Japanese).
- Wakai K, Date C, Fukui M, et al (2007a). Dietary fiber and risk of colorectal cancer in the Japan collaborative cohort study. *Cancer Epidemiol Biomarkers Prev*, **16**, 668-75.
- Wakai K, Hayakawa N, Kojima M, et al; JACC Study Group (2003). Smoking and colorectal cancer in a non-Western population: a prospective cohort study in Japan. *J Epidemiol*, **13**, 323-32.
- Wakai K, Hirose K, Matsuo K, et al (2006a). Dietary risk factors for colon and rectal cancers: a comparative case-control study. *J Epidemiol*, **16**, 125-35.
- Wakai K, Hirose K, Takezaki T, et al (2004). Foods and beverages in relation to urothelial cancer: case-control study in Japan. *Int J Urol*, **11**, 11-9.
- Wakai K, Inoue M, Mizoue T, et al; Research Group for the Development and Evaluation of Cancer Prevention Strategies in Japan (2006b). Tobacco smoking and lung cancer risk: an evaluation based on a systematic review of epidemiological evidence among the Japanese population. *Jpn J Clin Oncol*, **36**, 309-24.
- Wakai K, Kojima M, Tamakoshi K, et al (2005). Alcohol consumption and colorectal cancer risk: findings from the JACC Study. *J Epidemiol*, **15 Suppl 2**, S173-9.
- Wakai K, Kojima M, Nishio K, et al (2007b). Psychological attitudes and risk of breast cancer in Japan: a prospective study. *Cancer Causes Control*, **18**, 259-67.
- Wakai K, Marugame T, Kuriyama S, et al (2007c). Decrease in risk of lung cancer death in Japanese men after smoking cessation by age at quitting: pooled analysis of three large-scale cohort studies. *Cancer Sci*, **98**, 584-9.
- Wakai K, Nagata C, Mizoue T, et al; Research Group for the Development and Evaluation of Cancer Prevention Strategies in Japan (2007). Alcohol drinking and lung cancer risk: an evaluation based on a systematic review of epidemiologic evidence among the Japanese population. *Jpn J Clin Oncol*, **37**, 168-74.
- Wakai K, Takashi M, Okamura K, et al (2000). Foods and nutrients in relation to bladder cancer risk: a case-control study in Aichi Prefecture, Central Japan. *Nutr Cancer*, **38**, 13-22.
- Wang JM, Xu B, Hsieh CC, Jiang QW (2005). Longitudinal trends of stomach cancer and esophageal cancer in Yangzhong County: a high-incidence rural area of China. *Eur J Gastroenterol Hepatol*, **17**, 1339-44.
- Wang JM, Xu B, Rao JY, et al (2007). Diet habits, alcohol drinking, tobacco smoking, green tea drinking, and the risk of esophageal squamous cell carcinoma in the Chinese population. *Eur J Gastroenterol Hepatol*, **19**, 171-6.
- Wang L, Miao X, Tan W, et al (2005). Genetic polymorphisms in methylenetetrahydrofolate reductase and thymidylate synthase and risk of pancreatic cancer. *Clin Gastroenterol Hepatol*. 2005 Aug;3(8):743-51.
- Wang L, Ke Q, Chen W, et al (2007). Polymorphisms of MTHFD, plasma homocysteine levels, and risk of gastric cancer in a high-risk Chinese population. *Clin Cancer Res*, **13**, 2526-32.
- Wang LY, You SL, Lu SN, et al (2003). Risk of hepatocellular carcinoma and habits of alcohol drinking, betel quid chewing and cigarette smoking: a cohort of 2416 HBsAg-seropositive and 9421 HBsAg-seronegative male residents in Taiwan. *Cancer Causes Control*, **14**, 241-50.
- Wang ND, Sun CY, Zhai YT (2007). The trend of stomach

- neoplasms mortality in Zhaoyuan County, from 1970 to 2004. *Zhonghua Yu Fang Yi Xue Za Zhi*, **41 Suppl**, 73-6 (in Chinese).
- Wang PD, Lin RS (1997). Age-period-cohort analysis of cervical cancer mortality in Taiwan, 1974-1992. *Acta Obstet Gynecol Scand*, **76**, 697-702.
- Wang QJ, Zhu WX, Yuan GL (2005) Trend and prediction of cancer mortality in Beijing, China, during 1980-2001. *Zhonghua Liu Xing Bing Xue Za Zhi*, **16**, 195-8.
- Wang SL, Zhao H, Zhou B, et al (2006). Polymorphisms in ERCC1 and susceptibility to childhood acute lymphoblastic leukemia in a Chinese population. *Leuk Res*, **30**, 1341-5.
- Wang Y, Wang A, Jiang R, et al (2008). Human papillomavirus type 16 and 18 infection is associated with lung cancer patients from the central part of China. *Oncol Rep*, **20**, 333-9.
- Wang X, Lei T, Ma X (2001). Colon cancer risk factors in Jiashan county, Zhejiang province, the highest incidence area in China. *Zhonghua Zhong Liu Za Zhi*, **23**, 480-2 (in Chinese).
- Wang Z, Tang L, Sun G, et al (2006). Etiological study of esophageal squamous cell carcinoma in an endemic region: a population-based case control study in Huaian, China. *BMC Cancer*, **6**, 287.
- Washio M, Mori M, Sakauchi F, et al (2005). Risk factors for kidney cancer in a Japanese population: findings from the JACC Study. *J Epidemiol*, **15 Suppl 2**, S203-11.
- Watanabe M, Nakayama T, Shiraishi T, Stemmermann GN, Yatani R (2000). Comparative studies of prostate cancer in Japan versus the United States. A review. *Urol Oncol*, **5**, 274-83.
- Watanabe T, Nakaya N, Kurashima K, et al (2004). Constipation, laxative use and risk of colorectal cancer: The Miyagi Cohort Study. *Eur J Cancer*, **40**, 2109-15.
- Waterhouse J, Muir C, Shanmugaratnam K, Powell J (Eds) (1982). Cancer Incidence in Five Continents Vol. IV. IARC Scientific Publications No 42. IARC, Lyon.
- Weiss JM, Lacey JV Jr, Shu XO, et al (2008). Menstrual and reproductive factors in association with lung cancer in female lifetime nonsmokers. *Am J Epidemiol*, **168**, 1319-25.
- Wen W, Cai Q, Xiang YB, et al (2008). The modifying effect of C-reactive protein gene polymorphisms on the association between central obesity and endometrial cancer risk. *Cancer*, **112**, 2409-16.
- Wen W, Shu XO, Li H, et al (2009). Dietary carbohydrates, fiber, and breast cancer risk in Chinese women. *Am J Clin Nutr*, **89**, 283-9.
- Weng YR, Sun DF, Fang JY, Gu WQ, Zhu HY (2006). Folate levels in mucosal tissue but not methylenetetrahydrofolate reductase polymorphisms are associated with gastric carcinogenesis. *World J Gastroenterol*, **12**, 7591-7.
- Wernli KJ, Ray RM, Gao DL, et al (2008). Occupational exposures and ovarian cancer in textile workers. *Epidemiology*, **19**, 244-50.
- Wernli KJ, Ray RM, Gao DL, et al (2006). Menstrual and reproductive factors in relation to risk of endometrial cancer in Chinese women. *Cancer Causes Control*, **17**, 949-55.
- Wernli KJ, Ray RM, Gao DL, et al (2008). Occupational risk factors for endometrial cancer among textile workers in Shanghai, China. *Am J Ind Med*, **51**, 673-9.
- Wong BC, Wong WM, Chan JK, et al (2002). Virtual colonoscopy for the detection of colorectal polyps and cancers in a Chinese population. *J Gastroenterol Hepatol*, **17**, 1323-7.
- Wong EY, Ray R, Gao DL, et al (2006). Reproductive history, occupational exposures, and thyroid cancer risk among women textile workers in Shanghai, China. *Int Arch Occup Environ Health*, **79**, 251-8.
- Wong IO, Cowling BJ, Schooling CM, Leung GM (2007). Age-period-cohort projections of breast cancer incidence in a rapidly transitioning Chinese population. *Int J Cancer*, **121**, 1556-63.
- Woo HY, Park H, Ki CS, Park YL, Bae WG (2006). Relationships among serum leptin, leptin receptor gene polymorphisms, and breast cancer in Korea. *Cancer Lett*, **237**, 137-42.
- Woo PP, Kim JJ, Leung GM (2007). What is the most cost-effective population-based cancer screening program for Chinese women? *J Clin Oncol*, **25**, 617-24.
- Woo PP, Thach TQ, Choy ST, McGhee SM, Leung GM (2005). Modelling the impact of population-based cytologic screening on cervical cancer incidence and mortality in Hong Kong: an age-period-cohort approach. *Br J Cancer*, **93**, 1077-83.
- Wu AH, Wan P, Hankin J, et al (2002a). Adolescent and adult soy intake and risk of breast cancer in Asian-Americans. *Carcinogenesis*, **23**, 1491-6.
- Wu AH, Stanczyk FZ, Seow A, Lee HP, Yu MC (2002b). Soy intake and other lifestyle determinants of serum estrogen levels among postmenopausal Chinese women in Singapore. *Cancer Epidemiol Biomarkers Prev*, **11**, 844-51.
- Wu AH, Ziegler RG, Pike MC, et al (1996). Menstrual and reproductive factors and risk of breast cancer in Asian-Americans. *Br J Cancer*, **73**, 680-6.
- Wu EQ, Zhang GN, Yu XH, et al (2008). Evaluation of high-risk human papillomaviruses type distribution in cervical cancer in Sichuan province of China. *BMC Cancer*, **8**, 202.
- Wu J, Lu Y, Ding YB, Ke Q, et al (2008). Promoter polymorphisms of IL2, IL4, and risk of gastric cancer in a high-risk Chinese population. *Mol Carcinog*, **48**, 626-32.
- Wu KS, Huo X, Zhu GH (2008). Relationships between esophageal cancer and spatial environment factors by using Geographic Information System. *Sci Total Environ*, **393**, 219-25.
- Wu K, Li K (2007). Association between esophageal cancer and drought in China by using Geographic Information System. *Environ Int*, **33**, 603-8.
- Wu L, Zhou YP, Zhong HJ (2003). A case-control study on the risk factors of leukemia in mining areas of rare-earth in South Jiangxi. *Zhonghua Liu Xing Bing Xue Za Zhi*, **24**, 879-82 (in Chinese).
- Wu M, Zhao JK, Hu XS, et al (2006). Association of smoking, alcohol drinking and dietary factors with esophageal cancer in high- and low-risk areas of Jiangsu Province, China. *World J Gastroenterol*, **12**, 1686-93.
- Wu MH, Chou YC, Yu JC, et al (2005). Hormonal and body-size factors in relation to breast cancer risk: a prospective study of 11,889 women in a low-incidence area. *Ann Epidemiol*, **16**, 223-9.
- Wu MT, Lee LH, Ho CK, et al (2003). Lifetime exposure to environmental tobacco smoke and cervical intraepithelial neoplasms among nonsmoking Taiwanese women. *Arch Environ Health*, **58**, 353-9.
- Wu RF, Dai M, Qiao YL, et al (2007). Human papillomavirus infection in women in Shenzhen City, People's Republic of China, a population typical of recent Chinese urbanisation. *Int J Cancer*, **121**, 1306-11.
- Yamamoto S, Sobue T, Kobayashi M, Sasaki S, Tsugane S; Japan Public Health Center-Based Prospective Study on Cancer Cardiovascular Diseases Group (2003). Soy, isoflavones, and breast cancer risk in Japan. *J Natl Cancer Inst*, **95**, 906-13.
- Xibin S, Meilan H, Moller H, et al (2003). Risk factors for oesophageal cancer in Linzhou, China: a case-control study. *Asian Pacific J Cancer Prev*, **4**, 119-24.
- Xu W, Dai Q, Ruan Z, et al (2002). Obesity at different ages and endometrial cancer risk factors in urban Shanghai, China. *Zhonghua Liu Xing Bing Xue Za Zhi*, **23**, 347-51.

- Xu WH, Dai Q, Xiang YB, et al (2006a). Animal food intake and cooking methods in relation to endometrial cancer risk in Shanghai. *Br J Cancer*, **95**, 1586-92.
- Xu WH, Dai Q, Xiang YB, et al (2007a). Interaction of soy food and tea consumption with CYP19A1 genetic polymorphisms in the development of endometrial cancer. *Am J Epidemiol*, **166**, 1420-30.
- Xu WH, Dai Q, Xiang YB, et al (2007b). Nutritional factors in relation to endometrial cancer: a report from a population-based case-control study in Shanghai, China. *Int J Cancer*, **120**, 1776-81.
- Xu WH, Matthews CE, Xiang YB, et al (2005). Effect of adiposity and fat distribution on endometrial cancer risk in Shanghai women. *Am J Epidemiol*, **161**, 939-47.
- Xu WH, Shrubsole MJ, Xiang YB, et al (2008). Dietary folate intake, MTHFR genetic polymorphisms, and the risk of endometrial cancer among Chinese women. *Cancer Epidemiol Biomarkers Prev*, **16**, 281-7.
- Xu WH, Xiang YB, Ruan ZX, et al (2004a). Menstrual and reproductive factors and endometrial cancer risk: Results from a population-based case-control study in urban Shanghai. *Int J Cancer*, **108**, 613-9.
- Xu WH, Xiang YB, Zheng W, et al (2006b). Weight history and risk of endometrial cancer among Chinese women. *Int J Epidemiol*, **35**, 159-66.
- Xu WH, Zheng W, Xiang YB, et al (2004b). Soya food intake and risk of endometrial cancer among Chinese women in Shanghai: population based case-control study. *BMJ*, **328**, 1285.
- Xuan SY, Xin YN, Chen AJ, et al (2008). Association between the presence of H pylori in the liver and hepatocellular carcinoma: a meta-analysis. *World J Gastroenterol*, **14**, 307-12.
- Yagyu K, Lin Y, Obata Y, et al; JACC Study Group (2004). Bowel movement frequency, medical history and the risk of gallbladder cancer death: a cohort study in Japan. *Cancer Sci*, **95**, 674-8.
- Yagyu K, Kikuchi S, Obata Y, et al (2008). Cigarette smoking, alcohol drinking and the risk of gallbladder cancer death: a prospective cohort study in Japan. *Int J Cancer*, **122**, 924-9.
- Yamagata H, Kiyohara Y, Nakamura S, et al (2005). Impact of fasting plasma glucose levels on gastric cancer incidence in a general Japanese population: the Hisayama study. *Diabetes Care*, **28**, 789-94.
- Yamamoto S, Sobue T, Kobayashi M, Sasaki S, Tsugane S; Japan Public Health Center-Based Prospective Study on Cancer Cardiovascular Diseases Group (2003). Soy, isoflavones, and breast cancer risk in Japan. *J Natl Cancer Inst*, **95**, 906-13.
- Yamazawa K, Miyazawa Y, Suzuki M, et al (2006). Tamoxifen and the risk of endometrial cancer in Japanese women with breast cancer. *Surg Today*, **36**, 41-6.
- Yanaoka K, Oka M, Yoshimura N, et al (2008). Risk of gastric cancer in asymptomatic, middle-aged Japanese subjects based on serum pepsinogen and Helicobacter pylori antibody levels. *Int J Cancer*, **123**, 917-26.
- Yang CX, Kuroishi T, Huang Z-E, Inoue M, Tajima K (2002). Correlation between food consumption and colorectal cancer: An ecological analysis in Japan. *Asian Pacific J Cancer Prev*, **3**, 77-83.
- Yang CX, Takezaki T, Hirose K, et al (2003). Fish consumption and colorectal cancer: a case-reference study in Japan. *Eur J Cancer Prev*, **12**, 109-15.
- Yang CY, Chang CC, Chiu HF (2008). Does arsenic exposure increase the risk for prostate cancer? *J Toxicol Environ Health A*, **71**, 1559-63.
- Yang CY, Chiu HF, Chang CC, Ho SC, Wu TN (2005). Bladder cancer mortality reduction after installation of a tap-water supply system in an arsenious-endemic area in southwestern Taiwan. *Environ Res*, **98**, 127-32.
- Yang CY, Chiu HF, Tsai SS, et al (2000). Calcium and magnesium in drinking water and risk of death from prostate cancer. *J Toxicol Environ Health A*, **60**, 17-26.
- Yang G, Shu XO, Li H, et al (2007). Prospective cohort study of green tea consumption and colorectal cancer risk in women. *Cancer Epidemiol Biomarkers Prev*, **16**, 1219-23.
- Yang J, Qian LX, Wu HF, et al (2006). Genetic polymorphisms in the cytochrome P450 1A1 and 2E1 genes, smoking, drinking and prostate cancer susceptibility: a case-control study in a Han nationality population in Southern China. *Int J Urol*, **13**, 773-80.
- Yang L, Parkin DM, Li L, Chen Y (2003). Sources of information on the burden of cancer in China. *Asian Pac J Cancer Prev*, **4**, 23-30.
- Yang L, Parkin DM, Ferlay J, Li L, Chen Y (2005). Estimates of cancer incidence in China for 2000 and projections for 2005. *Cancer Epidemiol Biomarkers Prev*, **14**, 243-50.
- Yang L, Parkin DM, Whelan S, et al (2005). Statistics on cancer in China: cancer registration in 2002. *Eur J Cancer Prev*, **14**, 329-35.
- Yang M, Choi Y, Hwangbo B, Lee JS (2007). Combined effects of genetic polymorphisms in six selected genes on lung cancer susceptibility. *Lung Cancer*, **57**, 135-42.
- Yang M, Kang MJ, Choi Y, et al (2005). Associations between XPC expression, genotype, and the risk of head and neck cancer. *Environ Mol Mutagen*, **45**, 374-9.
- Yang MH, Chen KK, Yen CC, et al (2002). Unusually high incidence of upper urinary tract urothelial carcinoma in Taiwan. *Urology*, **59**, 681-7.
- Yang SJ, Wang HY, Li XQ, et al (2007). Genetic polymorphisms of ADH2 and ALDH2 association with esophageal cancer risk in southwest China. *World J Gastroenterol*, **13**, 5760-4.
- Yang YJ, Bae JM (2007). Survival rates of the 5 major cancers in Jeju Island residents, 2000-2001. *J Prev Med Public Health*, **40**, 213-7 (in Korean).
- Yao PF, Li GC, Li J, et al (2006). Evidence of human papilloma virus infection and its epidemiology in esophageal squamous cell carcinoma. *World J Gastroenterol*, **12**, 1352-5.
- Yee YK, Cheung TK, Chan AO, Yuen MF, Wong BC (2007). Decreasing trend of esophageal adenocarcinoma in Hong Kong. *Cancer Epidemiol Biomarkers Prev*, **16**, 2637-40.
- Yeh JM, Kuntz KM, Ezzati M, Goldie SJ (2009). Exploring the cost-effectiveness of Helicobacter pylori screening to prevent gastric cancer in China in anticipation of clinical trial results. *Int J Cancer*, **124**, 157-66.
- Yim SH, Jung KW, Won YJ, Kong HJ, Shin HR (2008). Comparison of cancer survival by age group for 1997 and for 2002: application of period analysis using the National Cancer Incidence Database. *J Prev Med Pub Health*, **41**, 17-22 (in Korean).
- Yin G, Kono S, Toyomura K, et al (2004). Methylene-tetrahydrofolate reductase C677T and A1298C polymorphisms and colorectal cancer: the Fukuoka Colorectal Cancer Study. *Cancer Sci*, **95**, 908-13.
- Yin J, Vogel U, Ma Y, Qi R, Wang H (2009). Association of DNA repair gene XRCC1 and lung cancer susceptibility among nonsmoking Chinese women. *Cancer Genet Cytogenet*, **188**, 26-31.
- Yokomizo A, Koga H, Kinukawa N, et al (2005). Association of HER-2 polymorphism with Japanese sporadic prostate cancer susceptibility. *Prostate*, **62**, 49-53.
- Yokoyama A, Omori T, Yokoyama T, et al (2006). Risk of squamous cell carcinoma of the upper aerodigestive tract in cancer-free alcoholic Japanese men: an endoscopic follow-up study. *Cancer Epidemiol Biomarkers Prev*, **15**, 2209-15.

- Yokoyama T, Yokoyama A, Kato H, et al (2003). Alcohol flushing, alcohol and aldehyde dehydrogenase genotypes, and risk for esophageal squamous cell carcinoma in Japanese men. *Cancer Epidemiol Biomarkers Prev*, **12**, 1227-33.
- Yokoyama T, Yokoyama A, Kumagai Y, et al (2008). Health risk appraisal models for mass screening of esophageal cancer in Japanese men. *Cancer Epidemiol Biomarkers Prev*, **17**, 2846-54.
- Yokoyama A, Yokoyama T, Omori T, et al (2007). *Helicobacter pylori*, chronic atrophic gastritis, inactive aldehyde dehydrogenase-2, macrocytosis and multiple upper aerodigestive tract cancers and the risk for gastric cancer in alcoholic Japanese men. *J Gastroenterol Hepatol*, **22**, 210-7.
- Yoo KY (2008). Cancer control activities in the Republic of Korea. *Jpn J Clin Oncol*, **38**, 327-33.
- Yoo KY, Kang D, Park SK, et al (2002). Epidemiology of breast cancer in Korea: occurrence, high-risk groups, and prevention. *J Korean Med Sci*, **17**, 1-6.
- Yoo KY, Kim Y, Park SK, Kang D (2006). Lifestyle, genetic susceptibility and future trends of breast cancer in Korea. *Asian Pac J Cancer Prev*, **7**, 679-82.
- Yoo KY, Kim H, Shin HR, et al (1998). Female sex hormones and body mass in adolescent and postmenopausal Korean women. *J Korean Med Sci*, **13**, 241-6.
- Yoo KY, Shin HR, Chang SH, et al (2002). Korean Multi-center Cancer Cohort Study including a Biological Materials Bank (KMCC-I). *Asian Pac J Cancer Prev*, **3**, 85-92.
- Yoo KY, Shin HR, Chang SH, et al (2005). Genomic epidemiology cohorts in Korea: present and the future. *Asian Pac J Cancer Prev*, **6**, 238-43.
- Yoo KY, Tajima K, Kuroishi T, et al (1992). Independent protective effect of lactation against breast cancer: a case-control study in Japan. *Am J Epidemiol*, **135**, 726-33.
- Yoo K, Tajima K, Park S, et al (2001). Postmenopausal obesity as a breast cancer risk factor according to estrogen and progesterone receptor status (Japan). *Cancer Lett*, **167**, 57-63.
- Yoshida I, Suzuki A, Vallée M, et al (2006). Serum insulin levels and the prevalence of adenomatous and hyperplastic polyps in the proximal colon. *Clin Gastroenterol Hepatol*, **4**, 1225-31.
- Yoshikawa H, Nagata C, Noda K, et al (1999). Human papillomavirus infection and other risk factors for cervical intraepithelial neoplasia in Japan. *Br J Cancer*, **80**, 621-4.
- Yoshimoto Y, Yoshinaga S, Yamamoto K, et al (2004). Research on potential radiation risks in areas with nuclear power plants in Japan: leukaemia and malignant lymphoma mortality between 1972 and 1997 in 100 selected municipalities. *J Radiol Prot*, **24**, 343-68.
- You WC, Li JY, Zhang L, et al (2005). Etiology and prevention of gastric cancer: a population study in a high risk area of China. *Chin J Dig Dis*, **6**, 149-54.
- You WC, Hong JY, Zhang L, et al (2005). Genetic polymorphisms of CYP2E1, GSTT1, GSTP1, GSTM1, ALDH2, and ODC and the risk of advanced precancerous gastric lesions in a Chinese population. *Cancer Epidemiol Biomarkers Prev*, **14**, 451-8.
- You WC, Jin F, Devesa S, et al (2002). Rapid increase in colorectal cancer rates in urban Shanghai, 1972-97, in relation to dietary changes. *J Cancer Epidemiol Prev*, **7**, 143-6.
- Yu IT, Chiu YL, Au JS, Wong TW, Tang JL (2006). Dose-response relationship between cooking fumes exposures and lung cancer among Chinese nonsmoking women. *Cancer Res*, **66**, 4961-7.
- Yu IT, Chiu YL, Wong TW, Tang JL (2004). Deaths from nasopharyngeal cancer among waiters and waitresses in Chinese restaurants. *Int Arch Occup Environ Health*, **77**, 499-504.
- Yu SZ, Huang XE, Koide T, et al (2002). Hepatitis B and C viruses infection, lifestyle and genetic polymorphisms as risk factors for hepatocellular carcinoma in Haimen, China. *Jpn J Cancer Res*, **93**, 1287-92.
- Yuan JM, Wang XL, Xiang YB, et al (2000a). Preserved foods in relation to risk of nasopharyngeal carcinoma in Shanghai, China. *Int J Cancer*, **85**, 358-63.
- Yuan JM, Wang XL, Xiang YB, et al (2000b). Non-dietary risk factors for nasopharyngeal carcinoma in Shanghai, China. *Int J Cancer*, **85**, 364-9.
- Yun JE, Jo I, Park J, et al (2006). Cigarette smoking, elevated fasting serum glucose, and risk of pancreatic cancer in Korean men. *Int J Cancer*, **119**, 208-12.
- Yun YH, Jung KW, Bae JM, et al (2005). Cigarette smoking and cancer incidence risk in adult men: National Health Insurance Corporation Study. *Cancer Detect Prev*, **29**, 15-24.
- Yun YH, Lim MK, Jung KW, et al (2005). Relative and absolute risks of cigarette smoking on major histologic types of lung cancer in Korean men. *Cancer Epidemiol Biomarkers Prev*, **14**, 2125-30.
- Zhai Y, Zhou G, Deng G, et al (2006). Estrogen receptor alpha polymorphisms associated with susceptibility to hepatocellular carcinoma in hepatitis B virus carriers. *Gastroenterology*, **130**, 2001-9.
- Zhang B, Pan K, Liu Z, et al (2008). Genetic polymorphisms of the E-cadherin promoter and risk of sporadic gastric carcinoma in Chinese populations. *Cancer Epidemiol Biomarkers Prev*, **17**, 2402-8.
- Zhang J, Su XQ, Wu XJ, et al (2003). Effect of body mass index on adenocarcinoma of gastric cardia. *World J Gastroenterol*, **9**, 2658-61.
- Zhang M, Binns CW, Lee AH (2002a). Tea consumption and ovarian cancer risk: a case-control study in China. *Cancer Epidemiol Biomarkers Prev*, **11**, 713-8.
- Zhang M, Holman CD, Binns CW (2007a). Intake of specific carotenoids and the risk of epithelial ovarian cancer. *Br J Nutr*, **98**, 187-93.
- Zhang M, Holman CD, Huang JP, Xie X (2007b). Green tea and the prevention of breast cancer: a case-control study in Southeast China. *Carcinogenesis*, **28**, 1074-8.
- Zhang M, Huang WY, Andreotti G, et al (2008). Variants of DNA repair genes and the risk of biliary tract cancers and stones: a population-based study in China. *Cancer Epidemiol Biomarkers Prev*, **17**, 2123-7.
- Zhang M, Lee AH, Binns CW (2003). Physical activity and epithelial ovarian cancer risk: a case-control study in China. *Int J Cancer*, **105**, 838-43.
- Zhang M, Lee AH, Binns CW (2004a). Reproductive and dietary risk factors for epithelial ovarian cancer in China. *Gynecol Oncol*, **92**, 320-6.
- Zhang M, Lee AH, Binns CW, Xie X (2004b). Green tea consumption enhances survival of epithelial ovarian cancer. *Int J Cancer*, **112**, 465-9.
- Zhang M, Xie X, Holman CD (2005). Body weight and body mass index and ovarian cancer risk: a case-control study in China. *Gynecol Oncol*, **98**, 228-34.
- Zhang M, Xie X, Lee AH, Binns CW (2004c). Prolonged lactation reduces ovarian cancer risk in Chinese women. *Eur J Cancer Prev*, **13**, 499-502.
- Zhang M, Xie X, Lee AH, Binns CW (2004d). Soy and isoflavone intake are associated with reduced risk of ovarian cancer in southeast China. *Nutr Cancer*, **49**, 125-30.
- Zhang M, Xie X, Lee AH, Binns CW (2004e). Sedentary behaviours and epithelial ovarian cancer risk. *Cancer Causes Control*, **15**, 83-9.

- Zhang M, Yang ZY, Binns CW, Lee AH (2002b). Diet and ovarian cancer risk: a case-control study in China. *Br J Cancer*, **86**, 712-7.
- Zhang M, Zhao X, Zhang X, Holman CD (2008). Possible protective effect of green tea intake on risk of adult leukaemia. *Br J Cancer*, **98**, 168-70.
- Zhang W, Xiang YB, Liu ZW, et al (2004). Trends analysis of common urologic neoplasm incidence of elderly people in Shanghai, 1973-1999. *Ai Zheng*, **23**, 555-8 (in Chinese).
- Zhang WY, Xue YZ, Chen M, Han L, Luo M (2008). Prevalence of high-risk human papillomavirus infection in different cervical lesion among organized health-examination women in Shanghai, China. *Chin Med J*, **121**, 1578-82.
- Zhang X, Reichart PA (2007). A review of betel quid chewing, oral cancer and precancer in Mainland China. *Oral Oncol*, **43**, 424-30.
- Zhang XH, Andreotti G, Gao YT, et al (2006). Tea drinking and the risk of biliary tract cancers and biliary stones: a population-based case-control study in Shanghai, China. *Int J Cancer*, **118**, 3089-94.
- Zhang XL, Bing Z, Xing Z, et al (2003). Research and control of well water pollution in high esophageal cancer areas. *World J Gastroenterol*, **9**, 1187-90.
- Zhao FH, Forman MR, Belinson J, et al (2006). Risk factors for HPV infection and cervical cancer among unscreened women in a high-risk rural area of China. *Int J Cancer*, **118**, 442-8.
- Zhao FH, Ma JF, Qiao YL, et al (2004). Association between high-risk human papillomavirus DNA load and cervical intraepithelial lesion. *Zhonghua Liu Xing Bing Xue Za Zhi*, **25**, 921-4 (in Chinese).
- Zhao Y, Lin H, Shen D, Xuan Y, Lin Z (2008). Distribution of HPV genotypes in uterine cervical lesions in Yanbian, northern China. *Pathol Int*, **58**, 643-7.
- Zhao Y, Wang S, Aunan K, Seip HM, Hao J (2006). Air pollution and lung cancer risks in China--a meta-analysis. *Sci Total Environ*, **366**, 500-13.
- Zheng T, Duan L, Liu Y, et al (2000). Lactation reduces breast cancer risk in Shandong Province, China. *Am J Epidemiol*, **152**, 1129-35.
- Zheng W, Blot WJ, Shu XO, et al (1992). Diet and other risk factors for laryngeal cancer in Shanghai, China. *Am J Epidemiol*, **136**, 178-91.
- Zheng W, Shu XO, McLaughlin JK, et al (1993). Occupational physical activity and the incidence of cancer of the breast, corpus uteri, and ovary in Shanghai. *Cancer*, **71**, 3620-4.
- Zhou B, Sun Q, Cong R, et al (2008a). Hormone replacement therapy and ovarian cancer risk: a meta-analysis. *Gynecol Oncol*, **108**, 641-51.
- Zhou B, Yang L, Sun Q, et al (2008b). Cigarette smoking and the risk of endometrial cancer: a meta-analysis. *Am J Med*, **121**, 501-8.
- Zhou Y, Li N, Zhuang W, et al (2008). Green tea and gastric cancer risk: meta-analysis of epidemiologic studies. *Asia Pac J Clin Nutr*, **17**, 159-65.
- Zhou YM, Yin ZF, Yang JM, et al (2008). Risk factors for intrahepatic cholangiocarcinoma: a case-control study in China. *World J Gastroenterol*, **14**, 632-5.
- Zhu QX, Bian JC, Shen Q, et al (2006). A matched case-control study of papillary thyroid carcinoma. *Zhonghua Liu Xing Bing Xue Za Zhi*, **27**, 416-9 (in Chinese).
- Zhu Y, Xu Y, Wei Y, et al (2008). Association of IL-1B gene polymorphisms with nasopharyngeal carcinoma in a Chinese population. *Clin Oncol (R Coll Radiol)*, **20**, 207-11.
- Zou J, Sun Q, Akiba S, et al (2000). A case-control study of nasopharyngeal carcinoma in the high background radiation areas of Yangjiang, China. *J Radiat Res*, **41 Suppl**, 53-62.