

ASIAN PACIFIC JOURNAL OF CANCER PREVENTION



The Official Publication of the Asian Pacific Organization for
Cancer Prevention and the UICC Asia Regional Office for Cancer Control
An Official Journal of the International Association of Cancer Registries



Volume 10,
Number 4, 2009



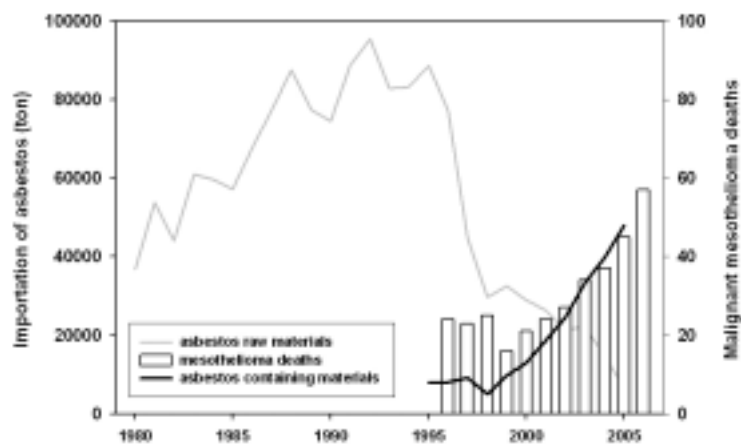
asian cancer control

APOCP Areas

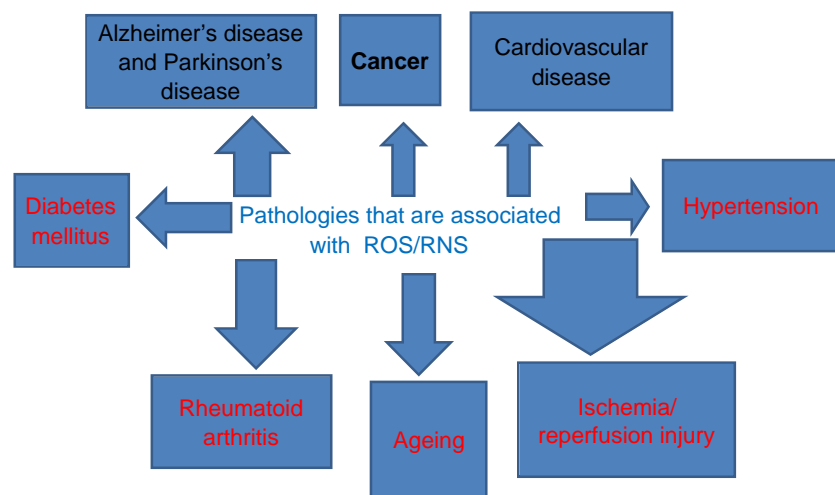
- Australasia
- Central Asia
- China
- Japan
- Korea
- South Asia
- South-East Asia
- Western Asia



Asbestos and Mesothelioma Deaths (as adapted from Lee et al, 2009, Figure 1)



Environmental Carcinogenesis



Reactive Oxygen Species and cancer (as adapted from Oyagbemi et al, 2009, Figure 2)

Clinical Treatment Education

Epidemiology Intervention Palliation
Screening Toxicological Pathology

<http://www.apocp.org>

ASIAN PACIFIC JOURNAL OF CANCER PREVENTION

APJCP Chief Editor

Malcolm A Moore
APJCP Editorial Office,
UICC Asia Regional Office
apocpcontrol@yahoo.com

APOCP Secretary-General

Keun-Young Yoo
Department of Preventive Medicine,
Seoul National University, Korea
kyyoo@plaza.snu.ac.kr

APOCP President

Murat Tuncer
Department of Cancer Control,
Ministry of Health, Turkey
murat.tuncer@saglik.gov.tr

Subject Editors - Epidemiology

Daehee Kang
Seoul National University, Seoul, Korea
dhkang@snu.ac.kr

Alireza Mosavi-Jarrahi
Shahid Beheshti University, Tehran, Iran
rmosavi@yahoo.com

Shinkan Tokudome
Nagoya City University, Nagoya, Japan
tokudome@med.nagoya-cu.ac.jp

Subject Editors - Toxicological Pathology

Sukta Das
Chittaranjan National Cancer Institute, Kolkata, India
suk_tadas@yahoo.com

Dae Joong Kim
Chungbuk National University, Cheongju, Korea
kimdj@cbu.ac.kr

Hiroyuki Tsuda
Nagoya City University, Nagoya, Japan
htsuda@med.nagoya-cu.ac.jp

Subject Editors - Education/Registration

Supanee Sriamporn
KhonKaen University, KhonKaen, Thailand
supanee@kku.ac.th

Suraporn Wiangnon (IACR Representative)
Khon Kaen University, Khon Kaen, Thailand
surapon@kku.ac.th

Balkrishna B Yeole
Bombay Cancer Registry, Indian Cancer Society, India
bcrics@vsnl.com

Subject Editors - Screening and Intervention

Partha Sarathi Basu
Chittaranjan National Cancer Institute, Kolkata, India
ceds@vsnl.com

Tony Hsui-Hsi Chen
National Taiwan University, Taipei, Taiwan
chenlin@ntw.edu.tw

Yun-Chul Hong
Seoul National University College of Medicine, Korea
ychong1@snu.ac.kr

Aims and Scope

The aim of the Asian Pacific Organization for Cancer Prevention and Control is to promote an increased awareness in all areas of cancer prevention/control and to stimulate research and practical intervention approaches. Its official journal, the APJCP, is indexed on PubMed and Science Citation Index Expanded. The scope is wide-ranging, including descriptive, analytical and molecular epidemiology, experimental and clinical histopathology/biology of preneoplasias and early neoplasias, assessment of risk and beneficial factors, experimental and clinical trials of primary preventive measures/agents, screening approaches and secondary prevention, clinical epidemiology and all aspects of cancer prevention education. All of the papers published are freely available as pdf files downloadable from www.apocp.org or obtainable from the first authors.

International Advisory Board

Yoon-Ok Ahn, Seoul
Gülsün Ozentürk, Izmir
Junshi Chen, Beijing
Yu-Tang Gao, Shanghai
Tadao Kakizoe, Tokyo
Tomoyuki Kitagawa, Tokyo
Adriano Laudico, Manila
Noorwati, Jakarta
Maqsood Siddiqi, Kolkatta
Takashi Sugimura, Tokyo
Kazuo Tajima, Nagoya
Do Duc Van, Hanoi

Kunio Aoki, Nagoya
Fahanar Badar, Lahore
Santoso Cornain, Jakarta
P Gangadharan, Kochin
Thiravud Khuhaprema, Bangkok
Hiroshi Kobayashi, Sapporo
MA Mohagheghi, Tehran
Max Parkin, London
Soeripto, Yogyakarta
Young-Joon Surh, Seoul
Suketami Tominaga, Nagoya
Minro Watanabe, Iwate

MAY Ariyaratna, Colombo
Yasmin Bhurgri, Karachi
Somyos Deerasamee, Bangkok
Sagimbek Igisinov, Almaty
Chaudhry Kishore, New Delhi
Arun P Kurkure, Mumbai
Nadeem Nagi, Sana'a
Bhakta Man Shrestha, Chitwan
Petcharin Srivatanakul, Bangkok
Maitree Suttajit, Chiang Mai
Tumubaatar, Ulaanbaatar
Cheng Har Yip, Kuala Lumpur

ASIAN PACIFIC JOURNAL OF CANCER PREVENTION

The Official Publication of the
Asian Pacific Organization for Cancer Prevention and Control
and the UICC-Asian Regional Office for Cancer Control
and an Official Journal of the
International Association of Cancer Registries

CONTENTS

Volume 10, Number 4, May - June 2009

EDITORIAL

- Comments on the Future of the Asian Pacific Journal of Cancer
Prevention and the Asian Pacific Organization for Cancer Prevention
Malcolm A Moore 533

REVIEWS

- Interactions between Reactive Oxygen Species and Cancer: the
Roles of Natural Dietary Antioxidants and their Molecular
Mechanisms of Action *Ademola A Oyagbemi et al* 535

- Effects of Reproductive Factors on Risk of Breast Cancer: A
Literature Review *Parisa Parsa and Bitra Parsa* 545

RESEARCH COMMUNICATIONS

- Staging of Prostatic Adenocarcinoma with Radical Prostatectomy
Specimens in Pakistan *A Memon et al* 551

- Survival of Ovarian Cancer in Iran: 2000-2004 *Maliheh Arab et al* 555

- Representativeness of Population-Based Cancer Registration in China -
Comparison of Urban and Rural Areas
Guang Lin Li and Wan Qing Chen 559

- A Case-control Study of Roles of Diet in Colorectal Carcinoma in a
South Indian Population *Sandeep P Nayak et al* 565

- Cervical Cancer Screening: Patients Understanding in Major
Hospitals in Malaysia *Nor Hayati Othman et al* 569

- DNA Copy-number Loss on 1p36.1 Harboring RUNX3 with
Promoter Hypermethylation and Associated Loss of RUNX3
Expression in Liver Fluke-associated Intrahepatic
Cholangiocarcinoma *Somkid Dachrut et al* 575

- Survival of Colorectal Cancer in Iran *Afshin Moradi et al* 583

- Recurrent Rates with Cervical Intraepithelial Neoplasia having a
Negative Surgical Margin after the Loop Electrosurgical Excision
Procedure in Thailand *Prapaporn Suprasert et al* 587

- Clinico-pathological Features and Outcomes in Chronic Phase
Chronic Myeloid Leukemia Patients Treated with Hydroxyurea
Syed Muhammad Irfan and Yasmin Bhurgri 591

- Effects of Tamoxifen on the Cervix and Uterus in Women with
Breast Cancer: Experience with Iranian Patients and a
Literature Review *Mojgan Karimi Zarchi et al* 595

- Do We Need to Maximise the Breast Cancer Screening Awareness?:
Experience with an Endogamous Society with High Fertility
Abdulbari Bener et al 599

- Effects of Peer Education, Social Support and Self Esteem on Breast
Self Examination Performance and Knowledge Level
Arzu Tuna Malak et al 605

Editorial Board

Woong Sik Ahn, Seoul
Takayuki Akasu, Tokyo
Hideyuki Akaza, Tsukuba
Suminori Akiba, Kagoshima
Gürbüz Aktas, Izmir
Jamal M Arif, Riyadh
Morteza Atri, Tehran
Micha Barchana, Jerusalem
Chien-Jien Chen, Taipei
Jian-Guo Chen, Qidong
Kexin Chen, Tianjin
Kee-Seng Chia, Singapore
An-Sik Chung, Taejon
Santoso Cornain, Jakarta
Ratchada Cressey, Chiang Mai
Sultan Eser, Izmir
Sunia Foliaki, Tonga
William Foo, Hong Kong
Katsuhiko Fukuda, Kurume
Shoji Fukushima, Osaka
Mark T Goodman, Honolulu
Adele Green, Brisbane
Nobuyuki Hamajima, Nagoya
Tsutomu Hashimoto, Wakayama
Nurbek Iginov, Astana
Gulnura Iginov, Almaty
Saginbek Iginov, Almaty
Gen Iinuma, Tokyo
Masato Ikeda, Kitakyushu
Katsumi Imaida, Kagawa
Manami Inoue, Tokyo
Takafumi Ishida, Tokyo
Hideki Ishikawa, Kobe
Yoshinori Ito, Nagoya
Tetsuya Kamataki, Sapporo
Jeongseon Kim, Goyang
Reiko Kishi, Sapporo
Yoichi Konishi, Nara
Suminori Kono, Fukuoka
Choong Won Lee, Daegu
Won Chul Lee, Seoul
Hiroshi Maeda, Kumamoto
Akihiko Maekawa, Tokyo
Le Bach Mai, Hanoi
Alleyama Mathew, Trivandrum
Parvin Mehdipour, Tehran
Anjum Memon, Kuwait
Masumi Minowa, Tokyo
Masanao Miwa, Tsukuba
Mitsuru Mori, Sapporo
Hideki Mori, Gifu
Masaki Nagai, Saitama
Kei Nakachi, Hiroshima
Dai Nakae, Tokyo
Hitoshi Nakagama, Tokyo
Masakazu Nakamura, Osaka
Hoyoku Nishino, Kyoto
LeTran Ngoan, Hanoi
Filiz Ogce, Izmir
Hiroko Ohgaki, Lyon
Hajime Ohigashi, Kyoto
Hiroshi Ohshima, Shizuoka
Yoshiyuki Ohno, Nagoya

Tamoxifen Use in Indian Women - Adverse Effects Revisited <i>M Ashraf et al</i>	609
Preoperative Prognostic Factors and Effects of Adjuvant Therapy on Outcomes of Early Stage Cervical Cancer in Iran <i>Nadereh Behtash et al</i>	613
Effect of Riboflavin-fortified Salt Nutrition Intervention on Esophageal Squamous Cell Carcinoma in a High Incidence Area, China <i>Yutong He et al</i>	619
Accuracy of Fine Needle Aspiration Cytology from Breast Masses in Thailand <i>Sudarat Nguansangiam et al</i>	623
Factors Affecting Oral Cancer Awareness in a High-risk Population in India <i>J Kalavathy Elango et al</i>	627
Targeting Health Disparity in Breast Cancer: Insights into Women's Knowledge of their Cancer Profile in Malaysia <i>Siew Yim Loh et al</i> .	631
Positive Margin Prevalence and Risk Factors with Cervical Specimens Obtained from Loop Electrosurgical Excision Procedures and Cold Knife Conization <i>Sunida Panna/Sanguanchoke Luanratanakorn</i> .	637
Filgrastim and Antibiotics Treatment Reduces Neutropenia Severity in Solid Cancer Patients <i>Bassam AR Hassan</i>	641
Trends in Incidence and Mortality Rates of Squamous Cell Carcinoma and Adenocarcinoma of Cervix - Worldwide <i>Aleyamma Mathew and Preethi Sara George</i>	645
CYP1A1 Polymorphisms and Risk of Lung Cancer in the Ethnic Kashmiri Population <i>Sheikh M Shaffi et al</i>	651
Problem of Small Numbers in Reporting of Cancer Incidence and Mortality Rates in Indian Cancer Registries <i>Ramnath Takiar et al</i> .	657
Lack of Elevated HER2/neu Expression in Epithelial Dysplasia and Oral Squamous Cell Carcinoma in Iran <i>Safoura Seifi et al</i>	661
Cervical Cytologic Abnormalities of Cervical Intraepithelial Neoplasia 1 Treated with Cryotherapy and Expectant Management during the First Year Follow-Up Period <i>Yenrudee Poomtavorn et al</i>	665
Serum Levels of Interleukin-6 and Interleukin-10 in Turkish Patients with Aggressive Non-Hodgkin's Lymphoma <i>Nese Guney et al</i>	669
Incidence and Survival of Childhood Cancer Cases Diagnosed between 1998 and 2000 in Hiroshima City, Japan <i>Hiromi Sugiyama et al</i>	675
A Descriptive Retrospective Study of Bladder Cancer at a Hospital in Iran (1973-2003) <i>Parvin Yavari et al</i>	681
Comparison between Clinical and Surgical Staging for Endometrial Cancer in Thailand <i>Suwannee Buranawattanachoke et al</i>	685
Bayesian Estimation of Colorectal Cancer Mortality in the Presence of Misclassification in Iran <i>Mohamad Amin Pourhoseingholi et al</i>	691
Pharmacological Activity of Kaempferia parviflora Extract against Human Bile Duct Cancer Cell Lines <i>Vijitra Leardkamolkarn et al</i>	695
Management of Elderly Patients with Advanced Non-Small Cell Lung Cancer in Turkey <i>Yesim Yildirim et al</i>	699
COMMENTARY	
New Perspective for Integrated Information Management in National Colorectal Cancer Screening in Iran <i>Elham Maserat et al</i>	701
Asbestos Exposure and Malignant Mesothelioma in Korea <i>Kyoung-Ho Lee et al</i>	707
How to Estimate Cancer Stem Cell Frequency Correctly <i>Hai G Liu and Xiao Hua Zhang</i>	711
Khaini Chewing Damages Chromosomes 2q, 3p and 21q: Occurrence in a South Asian Population <i>Chitta R Choudhury et al</i>	715
Influenza Vaccination for Cancer Patients: Tertiary Prevention of Mortality <i>Viroj Wiwanitkit</i>	717
An Impending Cancer Crisis in Developing Countries: Are We Ready for the Challenge? <i>Mahmood Ur Rehman</i>	719

Naoyuki Okamoto, Kanagawa Toshihiko Osawa, Nagoya Semih Ötles, Izmir Ozgur Ozyilkan, Ankara Kwang-Kyun Park, Seoul Nguyen M Quoc, Ho Chi Minh City R Rajkumar, Ambillikai T Rajkumar, Chennai Hiroshi Saito, Tokyo Toshiyuki Sakai, Kyoto Luming Shi, Singapore Hai Rim Shin, Seoul Tomoyuki Shirai, Nagoya Hutcha Sripling, Songklaa Songphol Srisukho, Chiang Mai Toshiro Takezaki, Kagoshima Takuji Tanaka, Kanazawa Masae Tatematsu, Nagoya Witaya Thamavit, Bangkok Danai Tiwawech, Bangkok Eiju Tsuchiya, Saitama Ichiro Tsuji, Sendai Hideaki Tsukuma, Osaka Soo Jong Um, Seoul Gajalakshmi Vendhan, Chennai Keiji Wakabayashi, Tokyo Hiroshi Watanabe, Kyoto Hiromitsu Watanabe, Hiroshima Yoshiyuki Watanabe, Kyoto Viroj Wiwanitkit, Bangkok Sopit Wongkham, Khon Kaen Zentaro Yamagata, Yamanashi Naohito Yamaguchi, Tokyo Kenji Yamao, Nagoya Takesumi Yoshimura, Kitakyushu Shun-Zhang Yu, Shanghai Yasuhito Yuasa, Tokyo
--

This pdf file is supplied free of charge by the Asian Pacific Organization for Cancer Prevention and Control, in cooperation with the UICC-Asian Regional Office for Cancer Control and Asian Pacific Press, Ltd.



Members Responses Regarding the Future of the APOCP(C) and APJCP(C)

Malcolm A Moore (*apocpcontrol@yahoo.com*)

Mini-Abstract

Responses have been received by a number of scientists active in India, Iran, Malaysia, Pakistan, Thailand, and Turkey. The suggestions range from making a charge for submissions through to recruitment of all universities and research institutes in the region as paying members of the Asian Pacific Organization for Cancer Prevention to support its continued activities. All of the comments and suggestions will be proposed for discussion at the forthcoming 5th APOCP General Assembly Conference to be held in Istanbul, Turkey, in April 2010.

- Proposals
- 1) Introduce a relatively low institutional fee
 - 2) Impose some form of publication charge
 - 3) Ask the National Cancer Institutes/Centres across the region for support
 - 4) Approach the WHO in Geneva and the Regional Offices for the Western Pacific, South-Asia, Eastern Mediterranean and Europe (for Central Asia)
- Eastern the Pacific and North-achieving generate
- 5) Approach pharmaceutical and other industrial suppliers for revenue from advertising in Mini-Abstracts pdf files
 - 6) Devolve the editorial responsibilities. I propose that regional APJCP offices be set up for Western and Central Asia, South Asia, South-Eastern Asia and the Eastern Asia (conceivably also Latin America)
 - 7) Hold more regional meetings to generate funding
 - 8) Approach philanthropic organizations in the region for their support and cooperation in goals of mutual interest.
 - 9) Produce documents and materials of commercial interest which could be marketed to funding

I would be grateful if all the members could read these suggestions and make comments, improvements and any counterproposals of their own.

Asian Pacific J Cancer Prev, 10, 533-534

Interactions between Reactive Oxygen Species and Cancer: the Roles of Natural Dietary Antioxidants and their Molecular Mechanisms of Action

Ademola A Oyagbemi, OI Azeez, AB Saba

(*ademolaoyagbemi@yahoo.com*,)

Mini-Abstract

Reactive oxygen species (ROS) are natural products inevitably generated along with cellular metabolism. Organisms have developed efficient machinery and mechanisms to keep the production of ROS under tight control, these same mechanisms have also been found to regulate other intracellular processes. Cancer, one of the leading causes of death worldwide, can now be ameliorated, blocked or reversed with ubiquitous polyphenolic and organosulphur compounds present in natural dietary antioxidants.

Asian Pacific J Cancer Prev, 10, 535-544

Effects of Reproductive Factors on Risk of Breast Cancer: A Literature Review

Parisa Parsa, Bitra Parsa

(*pparsa2003@yahoo.com*)

Mini-Abstract

Breast cancer is the leading women's cancer worldwide. This article reviews the effects of reproductive factors on risk of breast cancer: early menarche, nulliparity or late age at first birth, late menopause, as well as hormonal factors. Knowing risk factors of breast cancer could significantly contribute to an improved prevention of this cancer. Furthermore, this review aimed to highlight potentially controversial conditions in the Asian countries compared to other parts of the world which could in the future improve early prevention of breast cancer in Asian women.

Asian Pacific J Cancer Prev, 10, 545-550

Staging of Prostatic Adenocarcinoma with Radical Prostatectomy Specimens in Pakistan

A Memon, Zubair Ahmad, Asim Qureshi, A Ahsan, A Barakzai, Yasmin Bhurgri (zubair.ahmad@aku.edu)

Mini-Abstract

A study was conducted of radical prostatectomy specimens reported in the Section of Histopathology from Jan 2001 to July 2008, with cases staged according to the pathologic TNM staging system. Other variables such as amount of tumor in prostatectomy specimens and lobes affected were also determined. Out of 65 cases, 83.3% were clinical stage T1c. 29.2% were pT3a, 24.6% were pT3b and 3.1% were pT4. Thus the large majority of prostatic carcinomas in Pakistan are advanced cancers with pathologic stage more advanced than evident on clinical staging. On average, tumors involved 35-40% of the prostate with a particular preponderance in posterior lobes.

Asian Pacific J Cancer Prev, 10, 551-554

Survival of Ovarian Cancer in Iran: 2000-2004

Maliheh Arab, Maryam Khayamzadeh, Mitra Mohit, Maryam Hosseini, Robab Anbiaee, Morteza Tabatabaefar, Mojgan Ebrahimi, Afseneh Tehranian, Mohammad Esmaeil Akbari (info@crc.ir)

Mini-Abstract

The aim of this study was to estimate the 5-year survival of ovarian cancer in Iran between 2000 and 2004, according to age and histology. Cancer registry of Iran, 2000-2004, was used covering nearly 80% of all ovarian cancers and 100% of all pathologically diagnosed ovarian cancers. Of 1,246 new ovarian cancer cases, 451 were available for further follow-up which revealed 169 deaths and 282 live cases. In conclusion, we found that ovarian cancer had a better survival rate in Iran in comparison to other regions. We also reviewed all probable confounding factors or real causes. In this study, age and histology affected survival.

Asian Pacific J Cancer Prev, 10, 555-558

Representativeness of Population-Based Cancer Registration in China - Comparison of Urban and Rural Areas

Guang Lin Li, Wan Qing Chen (chenwq@cicams.ac.cn)

Mini-Abstract

Chinese cancer registration data provide information on the national cancer burden but how representative they are of the real situation is uncertain. Mortality data from cancer registration and the third national death survey were therefore compared to determine the accuracy of estimates in China. The estimated cancer mortality for all sites from national cancer registration was representative for China, especially in urban areas, but mortality was over-estimated for rural areas, with large differences in some cancer site-specific mortalities. Setting up new cancer registries in non-high risk areas in rural areas should be enhanced in further cancer surveillance plans.

Asian Pacific J Cancer Prev, 10, 559-564

A Case-control Study of Roles of Diet in Colorectal Carcinoma in a South Indian Population

Sandeep P Nayak, MP Sasi,

MP Sreejayan, Syamsundar Mandal (sandeepnayakp@gmail.com)

Mini-Abstract

Though the Indian diet varies substantially from western diet, there has not been detailed studies on any association with colorectal cancer. This is hospital based case control study enrolling 108 cases and 324 controls, all hailing from the Malabar region of Kerala, India. The subjects were interviewed using food frequency questionnaires for commonly consumed dietary items in the region. There is strong evidence from our study that intake of beef, refined carbohydrates and tobacco can promote colorectal cancer. Our study has also thrown light on some of the other commonly consumed items, like tapioca and spices which have positive associations. These are commonly consumed in Malabar region of Kerala.

Asian Pacific J Cancer Prev, 10, 565-568

Cervical Cancer Screening: Patients Understanding in Major Hospitals in Malaysia Nor Hayati Othman, Beena CR Devi, Y Halimah

Mini-Abstract

(hayati@kb.usm.my)

We studied women with cervical cancer to determine whether they had had a Pap smear within the 3 years preceding cancer development and their understanding of screening for this cancer. The study had 2 parts; Pathology Data and Survey Data. For pathology data, all cases of cervical cancer diagnosed in 2000-2006 were retrieved from eight hospitals and Pap smear history was obtained from clinical records. For the Survey data; patients who were still undergoing treatment in some of these hospitals and three others were administered structured questionnaires to determine their awareness about screening. In conclusion, a large number of cervical cancer patients had not had a Pap smear within 3 years preceding cancer development and most had inadequate knowledge about this screening test.

Asian Pacific J Cancer Prev, 10, 569-574

DNA Copy-number Loss on 1p36.1 Harboring RUNX3 with Promoter Hypermethylation and Associated Loss of RUNX3 Expression in Liver Fluke-associated Intrahepatic Cholangiocarcinoma Somkid Dachrut, S Banthaisong, M Sripa, A Paeyao,

C Ho, SA Lee, C Kosinski, MA Patil, J Zhang, X Chen, Banchob Sripa,

Mini-Abstract

Chawalit Pairojkul (chawalit_pjk@hotmail.com)

To assess the role of runt-related transcription factor 3 (RUNX3) in liver fluke-associated intrahepatic cholangiocarcinoma (ICC), the promoter methylation status was investigated by methylation-specific PCR, with determination of loss of 1p36.1 by microarray comparative genomic hybridization and RUNX3 protein expression by immunohistochemistry. In conclusion, hypermethylation and loss of 1p36.1 are causal mechanisms for loss of RUNX3 function in liver fluke-associated ICC carcinogenesis.

Asian Pacific J Cancer Prev, 10, 575-582

Survival of Colorectal Cancer in Iran

Afshin Moradi, Maryam Khayamzadeh, Mohammad Mehdi Guya, Hamid Reza Mirzaei, Reza Salmanian, Afshin Rakhsha, Mohammad Esmaeil Akbari

Mini-Abstract

(info@crc.ir)

The present study aimed to determine survival of colorectal cancers in Iran using data from national cancer registry department of the Ministry of Health and Medical Education (MOH&ME) as the main source of incident colorectal cancer information in Iran from March 2000 to March 2005. One and five year survival proportions were 88% and 45% for females versus 86% and 39% for men. The overall 5 year survival for colorectal cancer in Iran (41%) is comparable even with some developed countries but it is far from those with advanced health care systems, or community based screening programs.

Asian Pacific J Cancer Prev, 10, 583-586

Recurrent Rates with Cervical Intraepithelial Neoplasia having a Negative Surgical Margin after the Loop Electrosurgical Excision Procedure in Thailand Prapaporn

Suprasert, Wannapha Panyaroj, Chumnarn Kietpeerakool (psuprase@mail.med.cmu.ac.th)

Mini-Abstract

To evaluate the recurrent rate in patients with negative surgical margins after HSIL treatment with LEEP, the medical records of such patients treated between January 2000 and June 2007 were reviewed. Further investigation with colposcopic directed biopsies were conducted in all who exhibited an abnormal Pap smear and only 3 of them (1.1%) showed cervical dysplasia at biopsy. In conclusion, the patients with HSIL who were treated with LEEP and have negative surgical margins have a very low recurrence rate.

Asian Pacific J Cancer Prev, 10, 587-590

Clinico-pathological Features and Outcomes in Chronic Phase Chronic Myeloid Leukemia Patients Treated with Hydroxyurea

Mini-Abstract Syed Muhammad Irfan, Yasmin Bhurgri (*yasmin.bhurgri@gmail.com*)

Clinico-pathological features and major outcomes in patients with chronic myeloid leukemia, chronic phase, treated with hydroxyurea were assessed in a single centre study extending from January 1997 to June 2003. The median age at diagnosis was 39 years and the median delay in diagnosis was 156 days (range 30 to 360 days). At the close of the study, disease advancement was observed in 76 (43.2%) cases, of which 35 (20%) transformed to acute leukemia. In the study population, CML was observed in a younger age group with significant delay in definitive diagnosis. Clinico-pathological features and major outcomes, however, appear comparable to published data.

Asian Pacific J Cancer Prev, 10, 591-594

Effects of Tamoxifen on the Cervix and Uterus in Women with Breast Cancer: Experience with Iranian Patients and a Literature Review

Mini-Abstract Mojgan Karimi Zarchi, Nadereh Behtash, Leila Sekhavat, Atefeh Dehghan (*drkarimi2001@yahoo.com*)

The aim of this study was to evaluate the effects of tamoxifen on the genital tract with particular attention to the uterus and cervix. In spite of the significant relationship between tamoxifen and endometrial cancers, cervix is rarely involved in breast cancer patients. However, vaginal bleeding or abnormal vaginal discharge has been reported in all cases before the diagnosis was made. To rule out genital tract malignancy, it is necessary, therefore, to have an annual pelvic exam, pap smear and early endometrial with endocervical curettage for tamoxifen users following a breast cancer in those with abnormal uterine bleeding or persistent vaginal discharge.

Asian Pacific J Cancer Prev, 10, 595-598

Do We Need to Maximise the Breast Cancer Screening Awareness?: Experience with an Endogamous Society with High Fertility

Abdulbari Bener, Hanadi R El Ayoubi, Malcolm A Moore, Basma Basha, Sharen Joseph, Lotfi Chouchane (*abener@hmc.org.qa*)

Mini-Abstract

The aim of this study was to explore knowledge, attitude and practice about breast cancer and to identify potential barriers to screening procedures among women in Qatar by a multistage sampling cross sectional survey. The majority of Qatari women demonstrated an adequate knowledge about breast cancer, with a significant relation to education status. Almost three quarters were aware that breast cancer is the most common cancer in women. Univariate and multivariate logistic regression analysis showed that family history, level of education, living in an urban area and having medical check-ups when healthy were significant predictors for CBE and mammography.

Asian Pacific J Cancer Prev, 10, 599-604

Effects of Peer Education, Social Support and Self Esteem on Breast Self Examination Performance and Knowledge Level

Arzu Tuna Malak, Murat Bektash, Ayshe San Turgay, Asli Tuna, Rabia Ekti Genç (*arzutunamalak@gmail.com*)

Mini-Abstract

To estimate associations among peer education, social support and self esteem and their influences on performance of breast self-examination (BSE), seven volunteer peer educators were given the BSE training programme and in turn educated 65 women students in the university. BSE knowledge evaluation forms developed by Maurer were applied for evaluation. of data collected with questionnaires. Knowledge level points of students and the BSE practice ratio were increased by peer support. There was a positive relationship between average BSE knowledge points and social support and self-esteem.

Asian Pacific J Cancer Prev, 10, 263-272

Tamoxifen Use in Indian Women - Adverse Effects Revisited

M Ashraf, J Biswas, S Majumdar, S Nayak, N Alam, KK Mukherjee,

S Gupta (*ashraf_qz@yahoo.co.in*)

Mini-Abstract

Indian women seem to tolerate tamoxifen therapy better than western women, but there are no data regarding safety and local adverse effect profiles in typical Indian populations. A total of 3,000 case records of patients who had received tamoxifen daily for any period of time, between January 1988 and December 2007, were therefore studied. Fatty infiltration of liver is found in almost half of the Eastern Indian women who receive tamoxifen. Increased endometrial thickness, which remains asymptomatic, was documented in more than one third of patients on ultrasound examination. Tamoxifen seems to have a negligible potential for causation of uterine malignancies in eastern Indian women.

Asian Pacific J Cancer Prev, 10, 609-612

Preoperative Prognostic Factors and Effects of Adjuvant Therapy on Outcomes of Early Stage Cervical Cancer in Iran

Nadereh Behtash, Mojgan Karimi Zarchi, Maryam Deldar (*drkarimi2001@yahoo.com*)

Mini-Abstract

The aim of this study was to investigate the clinical and histopathological characteristics and the pretreatment that might predict prognosis and to evaluate the impact of postoperative adjuvant therapy on the outcomes of patients with early stage cervical carcinoma. Depth of cervical stromal invasion, clinical stage and histology are independent predictors of outcome on multivariate analysis using a Cox regression model. RFS is significantly improved with radiotherapy in patients who are without pelvic lymph node metastases but who are in a high risk group for recurrence.

Asian Pacific J Cancer Prev, 10, 613-618

Effect of Riboflavin-fortified Salt Nutrition Intervention on Esophageal Squamous Cell Carcinoma in a High Incidence Area, China

Yutong He, Li Ye, Baoen Shan, Guohui Song, Fanshu Meng, Shijie Wang (*hytong69@yahoo.com*)

Mini-Abstract

Riboflavin-fortified salt is now supplied in the diet for residents who live in high incidence areas for esophageal squamous cell carcinoma in China. All residents from 21 townships in Cixian, Hebei province were divided into an intervention group (9 townships, 11,382 people) who took up riboflavin-fortified salt and a control group (12 townships, 10,711 people) who were free from riboflavin-fortified salt. After the intervention, the six years average esophageal squamous cell carcinoma incidence of the intervention group was lower than in the control group, although not reaching statistical significance.

Asian Pacific J Cancer Prev, 10, 619-622

Accuracy of Fine Needle Aspiration Cytology from Breast Masses in Thailand

Sudarat Nguansangiam, Somneuk Jesdapatarakul, Siriwan Tangjitgamol (*siriwanonco@yahoo.com*)

Mini-Abstract

To evaluate the accuracy and diagnostic performance of fine needle aspiration FNA cytology in diagnoses of breast masses, women who had FNA diagnoses for breast masses and underwent subsequent histopathologic evaluation during January 2003-December 2006 were accessed from the archive of the Anatomical Pathology Department of our institution. Cytologic diagnoses were classified as unsatisfactory, benign, atypical probably benign, suspicious probably malignant, and malignant, and were compared to the histopathologic diagnoses obtained from core needle biopsy, excisional biopsy, or mastectomy to give an assessment of the diagnostic performance of FNA. FNA cytology proved highly accurate.

Asian Pacific J Cancer Prev, 10, 623-626

Factors Affecting Oral Cancer Awareness in a High-risk Population in India

J Kalavathy Elango, Karimassery R Sundaram, Paleth Gangadharan, Pramod Subhash, Sherry Peter, Civy Pulayath,

Moni Abraham Kuriakose (*gangadharanp@aims.amrita.edu*)

Mini-Abstract

To evaluate the awareness of oral cancer, its risk factors and to estimate the prevalence of risk factors in a high-risk semi-urban population in India, a questionnaire-based survey was carried out by house-to-house interview on a single day by 120 health volunteers. Of the surveyed population, 86% had heard about oral cancer and 32% knew someone with oral cancer. Sixty-two percent of the subjects correctly identified the causes. Overall, the awareness of oral cancer in this high-risk population was satisfactory, though certain gaps exist, pointing to a need for targeted health education and risk factor cessation counseling.

Asian Pacific J Cancer Prev, 10, 627-630

Targeting Health Disparity in Breast Cancer: Insights into Women's Knowledge of their Cancer Profile in Malaysia

Noor SiewYim Loh, TL Packer, Cheng- Har Yip, A Passmore (*syloh@um.edu.my*)

Mini-Abstract

This paper describes the knowledge of Malaysian women with regard to breast cancer and how participation in a self-management program can improve the situation. Secondary analysis of data collected during a clinical trial on women newly diagnosed with breast cancer was performed to examine baseline knowledge of breast cancer profile. Malaysian women in this cohort study demonstrated very low levels of knowledge of their cancer profile. Clinical implications for countering treatment-decision difficulties include the need for a shift in the way information and services are delivered to allow women to take a more active role in their own care.

Asian Pacific J Cancer Prev, 10, 631-636

Positive Margin Prevalence and Risk Factors with Cervical Specimens Obtained from Loop Electrosurgical Excision Procedures and Cold Knife Conization

Sunida Panna, Sanguanchoke Luanratanakorn (*Sanlua@kku.ac.th*)

Mini-Abstract

To determine the prevalence and predictive factors of residual disease in the specimens from cold knife conization or the loop electrosurgical excision procedure and complication rates of these procedures a descriptive analytical study was conducted in Srinagarind Hospital, Khon Kaen, Thailand, of a total of 463 patients with abnormal Pap smears who underwent LEEP or CKC during 2002-2007. The prevalence of a positive cone margin is rather high. Physicians who perform conization should take into account risk factors in management of cases with abnormal cytological screening for cervical cancer. *Asian Pacific J Cancer Prev, 10, 637-640*

Filgrastim and Antibiotics Treatment Reduces Neutropenia Severity in Solid Cancer Patients

Bassam Abdul Rasool Hassan, Zuraidah Binti Mohd Yusoff, Saad Bin Othman (*bassamsunny@yahoo.com*)

Mini-Abstract

Neutropenia has a detrimental effect on cancer patients' quality of life, also possibly resulting in a reduction in the chemotherapy dose which could lead to an increment in the size of a cancer. The main danger associated with neutropenia is the risk of bacterial, fungal or viral infection which may lead to patient death. Treatment including granulocyte-colony stimulating factors (G-CSF, filgrastim) so as to increase the body immunity is given to neutropenic patients with no infection. The use of filgrastim is highly associated with treatment of severe neutropenia in solid cancer patients who received chemotherapy. So filgrastim is considered as the drug of choice in the presence of severe neutropenic case. *Asian Pacific J Cancer Prev, 10, 641-644*

Trends in Incidence and Mortality Rates of Squamous Cell Carcinoma and Adenocarcinoma of Cervix - Worldwide

Aleyamma Mathew, Preethi Sara George (aleyammam@yahoo.com)

Mini-Abstract

The objective of the present paper is to summarize and quantify the trends in incidence and mortality rates of cervical squamous cell carcinoma (SCC) and adenocarcinoma (AC) worldwide. All indexed publications, which provided information on time trends in incidence or mortality rates of cervix cancer, published during the past 12 years were included. The increasing risk of AC suggested a major role for an increasing prevalence of persistent oncogenic HPV infection and its cofactors, whereas the downturn in period effects in several countries during the 1990s provided evidence that cytology screening is detecting more preinvasive ACs than in previous decades and suggested that screening might be starting to have a protective impact on AC.

Asian Pacific J Cancer Prev, 10, 645-650

CYP1A1 Polymorphisms and Risk of Lung Cancer in the Ethnic Kashmiri Population

Sheikh M Shaffi, Mohd Amin Shah,

Imtiyaz Ahmad Bhat, Parvaiz Koul, Syed Nisar Ahmad,

Mushtaq A Siddiqi (vc.t muk@gmail.com)

Mini-Abstract

The CYP1A1 category of enzymes plays a central role in the metabolic activation of major tobacco carcinogens. Here we focused on the influence of three polymorphisms on lung cancer in ethnic Kashmiris, genotyping 109 lung cancer cases and 163 healthy controls by PCR-RFLP methods. Our findings thus support the conclusion that CYP1A1m1 and m2 polymorphisms are associated with the smoking related lung cancer risk in Kashmiri population.

Asian Pacific J Cancer Prev, 10, 651-656

Problem of Small Numbers in Reporting of Cancer Incidence and Mortality Rates in Indian Cancer Registries

Ramnath Takiar, Deenu Nadayil, A Nandakumar (ramnath_takiar@yahoo.com)

Mini-Abstract

The present paper examines the problem of small numbers (< 20 cases) associated with many sites of cancers in Indian cancer registries. The cancer incidence data of 14 Population Based Cancer Registries for the period of 2001-03 and 2004-05 were utilized for the analysis. Nine out of 14 registries had more than 50% of their sites being associated with small numbers while seven registries had 50% of their sites having as low as 5 cases. To overcome this problem, pooling of data over broad age groups or ten years age groups or 3 to 5 years periods is one immediate solution.

Asian Pacific J Cancer Prev, 10, 657-660

Lack of Elevated HER2/neu Expression in Epithelial Dysplasia and Oral Squamous Cell Carcinoma in Iran

Safoura Seifi, Shahriar Shafaei, Kamran Nosrati, Behzad Ariaeifar (sf_seify@yahoo.com)

Mini-Abstract

This study was aimed to assess the frequency of HER2/neu overexpression in oral carcinogenesis. HER2/neu was almost undetectable in normal oral mucosa and only 1/18 (0/05) of cases was positive. In oral epithelial dysplasia, 2/18 (11.1%) demonstrated staining, as did 3/18 OSCCs. Membrane staining was observed in all cases and there was no significant variation in frequency/intensity between normal oral mucosa / oral epithelial dysplasia and OSCCs. Aberrant expression of HER2/neu apparently does not contribute to carcinogenesis in the oral epithelium. The lack of overexpression in OSCCs indicates that molecular targeting is not feasible for adjuvant treatment.

Asian Pacific J Cancer Prev, 10, 661-664

Cervical Cytologic Abnormalities of Cervical Intraepithelial Neoplasia 1 Treated with Cryotherapy and Expectant Management during the First Year Follow-Up Period

Yenrudee Poomtavorn, Komsun Suwannarurk, Yuthadej Thaweekul,

Mini-Abstract

Karicha Maireangose (*pyenrudee@gmail.com*)

To determine the frequency of cervical cytologic abnormalities in patients who were diagnosed as having CIN 1 and had undergone either cryotherapy or expectant management, a retrospective medical record review of 87 patients was undertaken including age, parity, menstruation status, cervical cytology reports, colposcopic findings, and cervical cytologic follow-up reports. Cryotherapy and expectant management with cytologic surveillance had comparable frequencies of cytologic abnormalities during a 12-month follow-up period.

Asian Pacific J Cancer Prev, 10, 665-668

Serum Levels of Interleukin-6 and Interleukin-10 in Turkish Patients with Aggressive Non-Hodgkin's Lymphoma

Nese Guney, Hilal Oguz Soydinc, Mert Basaran, Sevil Bavbek, Duygu Derin, Hakan Camlica, Vildan Yasasever, Erkan Topuz (*neseGUNey@hotmail.com*)

Mini-Abstract

This study was conducted to investigate the serum levels of IL-6 and IL-10 in patients with aggressive non-Hodgkin's lymphoma (A-NHL) and the relationships with prognostic parameters and therapy. We found that serum IL-10 levels decreased due to chemotherapy effect independent of the chemotherapy response ($p=0,027$). However, serum IL-6 levels were not changed. In conclusion, our data suggest that higher serum IL-6 and IL-10 levels can be useful for diagnosis of A-NHL.

Asian Pacific J Cancer Prev, 10, 669-674

Incidence and Survival of Childhood Cancer Cases Diagnosed between 1998 and 2000 in Hiroshima City, Japan

Hiromi Sugiyama, Nobuo Nishi, Masao Kuwabara, Motoki Ninomiya, Ken-ichi Arita, Wataru Yasui, Fumiyo Kasagi, Kazunori Kodama (*sugi@rerf.or.jp*)

Mini-Abstract

We report here recent incidence and survival of childhood cancer in Hiroshima City. Subjects were cancer patients less than 15 years of age in Hiroshima City registered in the Hiroshima City Cancer Registry and/or the Hiroshima Prefecture Tumor Registry (tissue registry) between 1998 and 2000. Leukemia was the most frequent (29%) among the 12 diagnostic groups. There were 13 cancer deaths during this period and five-year survival was 79% (95% Confidence Interval: 67%-87%).

Asian Pacific J Cancer Prev, 10, 675-680

A Descriptive Retrospective Study of Bladder Cancer at a Hospital in Iran (1973-2003)

Parvin Yavari, B Sadrolhefazi, MA Mohagheghi, R Mehrazin (*parvinyavari@yahoo.com*)

Mini-Abstract

Bladder cancer is the ninth most common cancer worldwide, and it is the fourth most common cancer in males in Iran. The objective of this study was to collect, analyze, and discuss epidemiologic features of bladder cancer using data from our University hospital. Of the total cases, 85.2% were males and 15.0% were females ($P<0.0001$). The mean age of diagnosis was not significantly different between the sexes and the frequency of bladder cancer increased with age in both cases. Overall, two thirds of cases were between 50-74 years of age. For those aged 49 years and below the male to female ratio were 3.6 while after this age the ratio rose to 6.1.

Asian Pacific J Cancer Prev, 10, 681-684

Comparison between Clinical and Surgical Staging for Endometrial Cancer in Thailand

Suwannee Buranawattanachoke,
Surawute Leelahakorn, Siriwan Tangjitgamol, Sumonmal Manusirivithaya,
Jakkapan Khunnarong (suwanneaaa@yahoo.co.th)

Mini-Abstract

To compare preoperative clinico-pathological findings and clinical staging of endometrial cancers (EMC) with postoperative surgico-pathological findings and final surgical staging, all EMC patients who underwent surgical staging between January 1993 and December 2008 were identified from the tumor registry of the Gynecologic Oncology Unit, Department of Obstetrics and Gynecology, of our institution. Clinical staging was comparable to surgical staging in approximately 61.7% and final surgical staging change was evident in 38.3%, with postoperative histopathological change in 25.5%. Preoperative endocervical curettage had false positive and false negative rates of 60.3% and 14.1% respectively.

Asian Pacific J Cancer Prev, 10, 685-690

Bayesian Estimation of Colorectal Cancer Mortality in the Presence of Misclassification in Iran

Mohamad Amin
Pourhoseingholi, Soghrat Faghihzadeh, Ebrahim Hajizadeh, Alireza Abadi,
Mohammad Reza Zali (Aminphg@gmail.com)

Mini-Abstract

The aim of this study is to re-estimate the colorectal cancer mortality rate for Iranian population, using a Bayesian approach in order to revise misclassification. National Death Statistics Reported by the Ministry of Health and Medical Education (MOH&ME) from 1995 to 2003 were included in this analysis. Our findings suggest a substantial undercount of colorectal cancer mortality in the Iranian population. Therefore healthcare policy makers should pay notice to this underreporting.

Asian Pacific J Cancer Prev, 10, 691-694

Pharmacological Activity of *Kaempferia parviflora* Extract against Human Bile Duct Cancer Cell Lines

Vijitra
Leardkamolkarn, Sunida Tiamyuyen, Bung-orn Sripanidkulchai (scvkl@mahidol.ac.th)

Mini-Abstract

A crude ethanol extract of *Kaempferia parviflora* Wall. Ex Baker and a purified compound, 5,7,4-trimethoxyflavone (KP.8.10), were evaluated for pharmacological effects on human cholangiocarcinoma cell lines (HuCCA-1 and RMCCA-1). Interestingly, *K. parviflora* ethanol extract and KP.8.10 at low concentrations (10-20 µg/ml and 2.5-5 µg/ml, respectively) markedly reduced rhHGF-induced invasion by HuCCA-1 and RMCCA-1 cells across matrix-coated transwell plates. Higher concentrations of *K. parviflora* ethanol extract (60 and 80 µg/ml) and KP.8.10 (20 µg/ml) dramatically changed the cellular morphology and caused death in both cell types.

Asian Pacific J Cancer Prev, 10, 695-698

Management of Elderly Patients with Advanced Non-Small Cell Lung Cancer in Turkey

Yesim Yildirim, Ozgur Ozyilkan, Zuleyha
Calikusu, Zafer Akcali, Yesim Akcay, Beyhan Demirhan (dryesimyildirim@yahoo.com)

Mini-Abstract

Since patients older than 70 years are less likely to receive standard therapy than their younger counterparts, the aim of the present study was to determine age-dependent variation in efficacy. Between 2004-2008, 40 consecutive patients older than 70 years received treatment for advanced non-small cell lung cancer. All were evaluated for response and toxicity. No differences were found regarding type of chemotherapy administered or adverse events between the 2 groups so that patients older than 75 years appear to deserve the same standard therapy as that given to younger cases.

Asian Pacific J Cancer Prev, 10, 699-700

New Perspective for Integrated Information Management in National Colorectal Cancer Screening in Iran

Elham Maserat, Reza Fatemi, Mohamad Reza Zali (*elhammaserat@gmail.com*)

Mini-Abstract

Colorectal cancer screening management, especially for those with a genetic predisposition, depends on adequate and standard reporting. Standardized reporting systems for diagnostic and screening tests facilitate quality improvement of programs and clear communication among health care providers. This article presents a comprehensive picture of the information content of colorectal cancer screening in the national plan of Iran, consisting of demographic and medical findings and other standard reports (colonoscopy, pathology, genetics and pedigree data). In addition this review presents data flow in screening and data elements in patient perspectives on colorectal cancer screening.

Asian Pacific J Cancer Prev, 10, 701-706

Asbestos Exposure and Malignant Mesothelioma in Korea

Kyoung-Ho Lee, Hyung-Suk Yoon, Sang-Jun Choi, Daehee Kang (*dhkang@snu.ac.kr*)

Mini-Abstract

This paper describes the use and occupational exposure to asbestos, and the incidence and mortality of malignant mesotheliomas in Korea. Asbestos raw material imports from other countries peaked between 1990 and 1995, but importation of asbestos-containing and -processed materials has steadily increased until now. There were 334 deaths due to malignant mesothelioma and an average of 30.4 deaths per year between 1996 and 2006. The number of deaths attributed to malignant mesothelioma ranged from 16 cases in 1999 to 57 cases in 2006. The magnitude of asbestos-related health problems in Korea has been underestimated due to under-diagnosis, incomplete reports, and shorter duration of exposure.

Asian Pacific J Cancer Prev, 10, 707-710

How to Estimate Cancer Stem Cell Frequency Correctly

Hai G Liu, Xiao Hua Zhang (*zhangxhwzmc@yahoo.com*)

Mini-Abstract

Cancer stem cell research is a focus for more and more cancer biologists and evidence of involvement in cancer development is becoming more abundant. Earlier studies indicated cancer stem cells to be rare as determined by the standard xenotransplantation assay using SCID mice *in vivo*. However, recent studies have shown that syngeneic transplantation of mouse tumors or modifications to the xenotransplantation assay can effectively improve the accuracy of detection, with stem cells being more abundant than hitherto thought. Furthermore, to estimate frequency correctly, it is necessary to considerate cancer stem cell subsets with differing capacities for tumorigenesis.

Asian Pacific J Cancer Prev, 10, 711-714

Khaini Chewing Damages Chromosomes 2q, 3p and 21q: Occurrence in a South Asian Population

Chitta R Choudhury, Avidyuti Chowdhury, Rajendra B Prasad, Takahiko Shibahara

(*cr_choudhury@yahoo.co.uk*)

Mini-Abstract

Chewing Khaini, damages chromosomes, in the form of loss of heterozygosity (LOH), identified on the long arm of chromosome 2 (2q), the short arm of chromosome 3 (3p) and the long arm of chromosome 21 (21q) of oral cancer cases who had quid chewing habit of more than 10 years duration, and chewed 10-15 times a day.

Asian Pacific J Cancer Prev, 10, 715-716

Influenza Vaccination for Cancer Patients: Tertiary Prevention of Mortality

Viroj Wiwanitkit (*wviroj@yahoo.com*)

Mini-Abstract

Tertiary prevention is an important concept in oncology. The prevention of extensive damage due to superimposed conditions is a core approach for cancer prevention at the tertiary level. In this article, the author discusses influenza vaccination for cancer patients in this light.

Asian Pacific J Cancer Prev, 10, 717-718

An Impending Cancer Crisis in Developing Countries: Are We Ready for the Challenge?

**Mahmood Ur Rehman, Qasim M Buttar, Mohammad Irfan-ul-Haq Khawaja,
Muhammad Rizwan-ul-Haq Khawaja** (*mrkhawaja@gmail.com*)

Mini-Abstract

Cancers affect all communities worldwide. There are, however, marked differences in the prevalence and types of cancers among communities. While the total cancer burden remains the highest in affluent societies, less developed economies are closing the gap very rapidly. As developing countries succeed in achieving lifestyles similar to those in advanced economies, they will also encounter much higher cancer rates, particularly cancers of the breast, colon, prostate and uterus. The increased prevalence and incidence of cancers in developing countries reflects a wider transition in the global burden of diseases from infectious to a greater frequency of non-communicable, chronic illnesses.

Asian Pacific J Cancer Prev, 10, 719-720

Notes:

CONFERENCES

3rd International Cancer Control Congress

‘International Collaborations’

Como, Italy, November 2009 www.cancercontrol2009.com

20th Asian Pacific Cancer Congress


‘Cancer Control - Generating Unique Asian Pacific Contributions’

Tsukuba, Japan, November 2009 www2.convention.jp/20th-apcc/



Fifth APOCP General Assembly Conference

‘Bridging Continents for Cancer Control’ Istanbul, Turkey, April 2010

www.apocp2010.net



 **SymCon**
Professional Congress Organizer



UICC World Cancer Congress

China, August 2010 www.worldcancercongress.org

ASIAN PACIFIC JOURNAL OF CANCER PREVENTION

INFORMATION FOR AUTHORS

APJCP Editorial Office. The editorial offices are located in Thailand and Japan but submission is all electronic.

Types of Manuscript.

Editorials	Reviews/Mini-reviews	Research Communications
Commentaries	Policy and Practice Reports	Letters to the Editor

Peer Review.

Manuscripts submitted to the APJCP are reviewed by two or more authorities for significance and validity and comments are all supplied to the author. Advice as to acceptability will normally be supplied within one or two months.

Submission of Manuscripts.

Manuscripts can be submitted to Malcolm Moore at apocpcontrol@yahoo.com or any of the Subject Editors listed inside the front cover. There are no submission or page charges. Please send a Microsoft Word file for text and a Powerpoint file for figures. No hard copy is necessary except when a figure may be needed for scanning.

Conflict of Interest.

Information as to commercial or other links which might pose a conflict of interest should be provided. Funding sources can be acknowledged in the Acknowledgements.

Permission for Inclusion of Published Material.

The authors have full responsibility for obtaining permission for inclusion of previously published material in work submitted to the APJCP.

Organization of Manuscripts.

Title page: Concise title, authors names and affiliations, address for correspondence, Fax number, Email address

Abstract page: Concise abstract and key words

Text pages: Arranged as appropriate for the type of manuscript

References: In **text** cited as Yellow (2000), (Brown and Pink, 2000), (Black et al., 2000): NOT NUMBERED!
Earliest first, then chronologically and alphabetically

List: alphabetically then by year, all authors if up to five, three and et al for more.

Format: Brown A, Pink B, Black C, et al (2000). Cancer prevention in the Asian-Pacific. *Asian Pac J Cancer Prev*, **8**, 10-2.

Brown A, Pink B, Black C, et al (2000). Cancer prevention. In 'Neoplasia', Eds Blue D and Red E. Asian Pacific Education Press, Bangkok pp1-10

Illustrations: Should be of size and quality for direct downloading.

Proofs and Copyright.

Proofs will be sent as pdf files. Reprints can not be provided but the authors will be able to print out whatever copies they need from the final pdf file. They retain copyright other than that necessary for publication in the APJCP.

INFORMATION FOR ANY INTERESTED IN BECOMING APOCPC MEMBERS

The quarterly electronic Asian Pacific Journal of Cancer Prevention (APJCP) is published by the Asian Pacific Organization for Cancer Prevention and Control with support from the UICC-Asian Regional Office for Cancer Control to promote increased awareness and knowledge in all areas of cancer prevention/control and to stimulate collaborative efforts and practical intervention approaches in the different countries and states of the Asian Pacific region. The journal is indexed on PubMed and Science Citation Index Expanded and free pdf files can be downloaded from our website www.apocp.org. There are no subscription charges and individual membership is free. If you wish to be listed as a member and receive a quarterly pdf **APJCP Contents and Mini-Abstracts** please send an email with your details to Malcolm Moore.

The APOCPC is a non-profit concern. Any donations (listed in the yearly report) are used to support meetings and training courses to help achieve the aims of cancer prevention/control in the Asian Pacific region.

CONTENTS APJCP Volume 10, Number 4, July-August 2009

EDITORIAL

- Comments on the Future of the Asian Pacific Journal of Cancer Prevention and the Asian Pacific Organization for Cancer Prevention *Malcolm A Moore* 533

REVIEWS

- Interactions between Reactive Oxygen Species and Cancer: the Roles of Natural Dietary Antioxidants and their Molecular Mechanisms of Action *Ademola A Oyagbemi et al* 535
- Effects of Reproductive Factors on Risk of Breast Cancer: A Literature Review *Parisa Parsa and Bitra Parsa* 545

RESEARCH COMMUNICATIONS

- Staging of Prostatic Adenocarcinoma with Radical Prostatectomy Specimens in Pakistan *A Memon et al* 551
- Survival of Ovarian Cancer in Iran: 2000-2004 *Maliheh Arab et al* 555
- Representativeness of Population-Based Cancer Registration in China - Comparison of Urban and Rural Areas *Guang Lin Li and Wan Qing Chen* 559
- A Case-control Study of Roles of Diet in Colorectal Carcinoma in a South Indian Population *Sandeep P Nayak et al* 565
- Cervical Cancer Screening: Patients Understanding in Major Hospitals in Malaysia *Nor Hayati Othman et al* 569
- DNA Copy-number Loss on 1p36.1 Harboring RUNX3 with Promoter Hypermethylation and Associated Loss of RUNX3 Expression in Liver Fluke-associated Intrahepatic Cholangiocarcinoma *Somkid Dachrut et al* 575
- Survival of Colorectal Cancer in Iran *Afshin Moradi et al* 583
- Recurrent Rates with Cervical Intraepithelial Neoplasia having a Negative Surgical Margin after the Loop Electrosurgical Excision Procedure in Thailand *Prapaporn Suprasert et al* 587
- Clinico-pathological Features and Outcomes in Chronic Phase Chronic Myeloid Leukemia Patients Treated with Hydroxyurea *Syed Muhammad Irfan and Yasmin Bhurgri* 591
- Effects of Tamoxifen on the Cervix and Uterus in Women with Breast Cancer: Experience with Iranian Patients and a Literature Review *Mojgan Karimi Zarchi et al* 595
- Do We Need to Maximise the Breast Cancer Screening Awareness?: Experience with an Endogamous Society with High Fertility *Abdulbari Bener et al* 599
- Effects of Peer Education, Social Support and Self Esteem on Breast Self Examination Performance and Knowledge Level *Arzu Tuna Malak et al* 605
- Tamoxifen Use in Indian Women - Adverse Effects Revisited *M Ashraf et al* 609
- Preoperative Prognostic Factors and Effects of Adjuvant Therapy on Outcomes of Early Stage Cervical Cancer in Iran *Nadereh Behdash et al* 613
- Effect of Riboflavin-fortified Salt Nutrition Intervention on Esophageal Squamous Cell Carcinoma in a High Incidence Area, China *Yutong He et al* 619
- Accuracy of Fine Needle Aspiration Cytology from Breast Masses in Thailand *Sudarat Nguansangiam et al* 623
- Factors Affecting Oral Cancer Awareness in a High-risk Population in India *J Kalavathy Elango et al* 627
- Targeting Health Disparity in Breast Cancer: Insights into Women's Knowledge of their Cancer Profile in Malaysia *Siew Yim Loh et al* 631
- Positive Margin Prevalence and Risk Factors with Cervical Specimens Obtained from Loop Electrosurgical Excision Procedures and Cold Knife Conization *Sunida Panna and Sanguanchoke Luanratanakorn* 637
- Filgrastim and Antibiotics Treatment Reduces Neutropenia Severity in Solid Cancer Patients *Bassam AR Hassan* 641
- Trends in Incidence and Mortality Rates of Squamous Cell Carcinoma and Adenocarcinoma of Cervix - Worldwide *Aleyamma Mathew and Preethi Sara George* 645
- CYP1A1 Polymorphisms and Risk of Lung Cancer in the Ethnic Kashmiri Population *Sheikh M Shaffi et al* 651
- Problem of Small Numbers in Reporting of Cancer Incidence and Mortality Rates in Indian Cancer Registries *Ramnath Takiar et al* 657
- Lack of Elevated HER2/neu Expression in Epithelial Dysplasia and Oral Squamous Cell Carcinoma in Iran *Safoura Seifi et al* 661
- Cervical Cytologic Abnormalities of Cervical Intraepithelial Neoplasia 1 Treated with Cryotherapy and Expectant Management during the First Year Follow-Up Period *Yenrudee Poomtavorn et al* 665
- Serum Levels of Interleukin-6 and Interleukin-10 in Turkish Patients with Aggressive Non-Hodgkin's Lymphoma *Nese Guney et al* 669
- Incidence and Survival of Childhood Cancer Cases Diagnosed between 1998 and 2000 in Hiroshima City, Japan *Hiroshi Sugiyama et al* 675
- A Descriptive Retrospective Study of Bladder Cancer at a Hospital in Iran (1973-2003) *Parvin Yavari et al* 681
- Comparison between Clinical and Surgical Staging for Endometrial Cancer in Thailand *Suwannee Buranawattanachoke et al* 685
- Bayesian Estimation of Colorectal Cancer Mortality in the Presence of Misclassification in Iran *Mohamad A Pourhoseingholi et al* 691
- Pharmacological Activity of *Kaempferia parviflora* Extract against Human Bile Duct Cancer Cell Lines *Vijitra Leardkamolkarn et al* 695
- Management of Elderly Patients with Advanced Non-Small Cell Lung Cancer in Turkey *Yesim Yildirim et al* 699

COMMENTARY

- New Perspective for Integrated Information Management in National Colorectal Cancer Screening in Iran *Elham Maserat et al* 701
- Asbestos Exposure and Malignant Mesothelioma in Korea *Kyoung-Ho Lee et al* 707
- How to Estimate Cancer Stem Cell Frequency Correctly *Hai G Liu and Xiao Hua Zhang* 711
- Khaini Chewing Damages Chromosomes 2q, 3p and 21q: Occurrence in a South Asian Population *Chitta R Choudhury et al* 715
- Influenza Vaccination for Cancer Patients: Tertiary Prevention of Mortality *Viroj Wiwanitkit* 717
- An Impending Cancer Crisis in Developing Countries: Are We Ready for the Challenge? *Mahmood Ur Rehman et al* 719